



The National Center on  
Addiction and Substance Abuse  
at Columbia University

As of July 2020,  
we are  
**Partnership to  
End Addiction.**  
Visit us at  
[drugfree.org](http://drugfree.org).

633 Third Avenue  
New York, NY 10017-6706

phone 212 841 5200  
fax 212 956 8020  
[www.casacolumbia.org](http://www.casacolumbia.org)

*Board of Directors*

Jeffrey B. Lane  
*Chairman*  
Joseph A. Califano, Jr.  
*Founder and Chair Emeritus*  
William H. Foster, Ph.D.  
*President and CEO*  
Lee C. Bollinger  
Úrsula M. Burns  
Columba Bush  
Kenneth I. Chenault  
Peter R. Dolan  
Victor F. Ganzl  
Melinda B. Hildebrand  
Ralph Izzo, Ph.D.  
Gene F. Jankowski  
David A. Kessler, M.D.  
Jeffrey B. Kindler  
Alan I. Leshner, Ph.D.  
Rev. Edward A. Malloy, CSC  
Doug Morris  
Bruce E. Mosler  
Manuel T. Pacheco, Ph.D.  
Joseph J. Plumeri  
Jim Ramstad  
Shari E. Redstone  
E. John Rosenwald, Jr.  
Michael I. Roth  
Mara Burros Sandler  
Michael P. Schulhof  
Louis W. Sullivan, M.D.  
John J. Sweeney  
Clyde C. Tuggle

*Directors Emeritus*

James E. Burke (1992-1997)  
Jamie Lee Curtis (2001-2009)  
Jamie Dimon (1995-2009)  
Mary Fisher (1996-2005)  
Betty Ford (1992-1998)  
Douglas A. Fraser (1992-2003)  
Barbara C. Jordan (1992-1996)  
Leo Kelmenson (1998-2006)  
Donald R. Keough (1992-2010)  
LaSalle Leffall (1992-2001)  
Nancy Reagan (1995-2000)  
Linda J. Rice (1992-1996)  
George Rupp (1993-2002)  
Michael I. Sovern (1992-1993)  
Frank G. Wells (1992-1994)  
Michael A. Wiener (1997-2009)

# National Survey of American Attitudes on Substance Abuse XVII: Teens

August 2012

Conducted by:  
QEV Analytics, Ltd.

## Board of Directors

### **Lee C. Bollinger**

President, Columbia University

### **Ursula M. Burns**

Chairman and CEO, Xerox Corporation

### **Columba Bush**

Former First Lady of Florida

### **Joseph A. Califano, Jr.**

Founder and Chairman Emeritus, CASAColumbia™

### **Kenneth I. Chenault**

Chairman and CEO,  
American Express Company

### **Peter R. Dolan**

Chairman, ChildObesity180

### **William H. Foster, Ph.D.**

President and CEO, CASAColumbia™

### **Victor F. Ganzi**

Chairman of the Board PGA Tour

### **Melinda B. Hildebrand**

### **Ralph Izzo, Ph.D.**

Chairman of the Board, CEO and President,  
Public Service Enterprise Group, Inc. (PSEG)

### **Gene F. Jankowski**

President, CBS Broadcasting, Retired

### **David A. Kessler, M.D.**

### **Jeffrey B. Kindler**

### **Jeffrey B. Lane**

Chairman, CASAColumbia™

### **Alan I. Leshner, Ph.D.**

CEO, Executive Publisher, *Science*, American  
Association for the Advancement of Science

### **Directors Emeritus**

**James E. Burke** (1992-1997)

**Jamie Lee Curtis** (2001-2009)

**Jamie Dimon** (1995-2009)

**Mary Fisher** (1996-2005)

**Betty Ford** (1992-1998)

**Douglas A. Fraser** (1992-2003)

**Barbara C. Jordan** (1992-1996)

**Leo-Arthur Kelmenson** (1998-2006)

### **Rev. Edward A. Malloy, CSC**

President Emeritus, University of Notre Dame

### **Doug Morris**

CEO, Sony Music Entertainment

### **Bruce E. Mosler**

Chairman, Global Brokerage,  
Cushman & Wakefield, Inc.

### **Manuel T. Pacheco, Ph.D.**

President Emeritus, University of Arizona and  
University of Missouri System

### **Joseph J. Plumeri**

Chairman and CEO,  
Willis Group Holdings PLC

### **Jim Ramstad**

Former Member of Congress (MN-3)

### **Shari E. Redstone**

President, National Amusements, Inc.

### **E. John Rosenwald, Jr.**

Vice Chairman Emeritus, J.P.Morgan

### **Michael I. Roth**

Chairman and CEO, The Interpublic Group  
of Companies, Inc.

### **Mara Burros Sandler**

### **Michael P. Schulhof**

Chairman, GTI Holdings LLC

### **Louis W. Sullivan, M.D.**

President Emeritus, Morehouse School of Medicine

### **John J. Sweeney**

### **Clyde C. Tuggle**

Senior Vice President, Chief Public Affairs and  
Communications Officer, The Coca-Cola Company

**Donald R. Keough** (1992-2010)

**LaSalle D. Leffall, Jr., M.D., F.A.C.S.** (1992-2001)

**Nancy Reagan** (1995-2000)

**Linda Johnson Rice** (1992-1996)

**George Rupp, Ph.D.** (1993-2002)

**Michael I. Sovern** (1992-1993)

**Frank G. Wells** (1992-1994)

**Michael A. Wiener** (1997-2009)

## **Advisory Group**

Timothy Johnson, PhD  
Director  
Survey Research Laboratory  
University of Illinois  
Chicago, IL  
and  
Professor of Public Administration  
University of Illinois, School of Public Health  
Chicago, IL

Robert Shapiro, PhD  
Professor  
Department of Political Science  
Columbia University  
New York, NY

## Table of Contents

<b>Accompanying Statement</b> .....	i
<b>Chapter I: Key Findings</b> .....	1
America’s “High” Schools.....	2
Students Smoking, Drinking, Using Drugs During the School Day .....	2
Schools, a Safe Haven for Student Substance Use .....	2
Marijuana, Prescription Drugs, Cocaine, Ecstasy, Other Drugs Sold at School .....	2
Tobacco, Alcohol, Marijuana Use Common among Classmates .....	3
Increase in Drug-Infected Private High Schools .....	3
Social Networking: Digital Peer Pressure.....	3
Teens Say Pictures on Social Networking Sites Encourage Teen Substance Use.....	3
Social Networking Exposes Teens to Pictures of Other Teens Getting Drunk, Passed Out or Using Drugs .....	3
Viewing Pictures of Other Teens Getting Drunk, Passed Out or Using Drugs .....	3
Parental Monitoring .....	4
Home Alone Overnight.....	4
Home Alone in the Evening.....	4
Parental Disapproval.....	4
Stress, Drugs and Academic Performance.....	5
High Stress Teens .....	5
Academic Performance and Stress.....	5
Drug-Infected Schools .....	5
Six in 10 High Schools and One in Three Middle Schools Drug Infected .....	5
Drug-Infected Schools More Likely Safe Haven for Student Substance Use .....	5
Teens at Drug-Infected Schools More Likely to See Pictures of Teens Getting Drunk, Passed Out or Using Drugs on Social Networking Sites .....	5
Other Notable Findings.....	6
Drugs Are Most Important Problem Facing Teens.....	6
Attending Religious Services.....	6
Illegal Drug Use More Common than Abuse of Prescription or Over-the-Counter Drugs .....	6
Younger Teens Have Readier Access to Prescription Drugs than Marijuana .....	6
<b>Chapter II: America’s “High” Schools</b> .....	7
Students Smoking, Drinking, Using Drugs During the School Day .....	7
Schools, a Safe Haven for Student Substance Use .....	7
Marijuana, Prescription Drugs, Cocaine, Ecstasy, Other Drugs Sold at School .....	8
Tobacco, Alcohol, Marijuana Use Common among Classmates .....	8
More than a Quarter of High School Students Say Most Classmates Use Drugs.....	9
Increase in Drug-Infected Private High Schools .....	10

<b>Chapter III: Social Networking: Digital Peer Pressure</b> .....	11
Pictures on Social Networking Sites Encourage Teen Substance Use .....	11
Social Networking Exposes Teens to Pictures of Other Teens Getting Drunk, Passed Out or Using Drugs .....	11
Viewing Pictures of Other Teens Getting Drunk, Passed Out or Using Drugs .....	12
<b>Chapter IV: Parental Monitoring</b> .....	15
Home Alone Overnight.....	15
Home Alone in the Evening.....	16
Parental Disapproval.....	16
<b>Chapter V: Stress, Drugs and Academic Performance</b> .....	19
High Levels of Stress among Teens.....	19
Source of Stress.....	20
Academic Performance .....	20
Academic Performance and Stress.....	20
<b>Chapter VI: Drug-Infected Schools</b> .....	21
Six in 10 High Schools and One in Three Middle Schools Drug Infected .....	21
Higher Percent of Classmates Smoke, Drink, Use Drugs at Drug-Infected Schools .....	22
Drug-Infected Schools More Likely Safe Haven for Student Substance Use .....	22
Teens at Drug-Infected Schools More Likely to See Pictures of Teens Getting Drunk, Passed Out or Using Drugs on Social Networking Sites .....	23
Students at Drug-Infected Schools More Likely to Smoke, Drink, Use Drugs .....	23
Students at Drug-Infected Schools Have Faster Access to Cigarettes, Alcohol, Drugs .....	24
<b>Chapter VII: Other Notable Findings</b> .....	25
Drugs Are Most Important Problem Facing Teens.....	25
Attending Religious Services.....	26
Illegal Drug Use More Common than Abuse of Prescription or Over-the-Counter Drugs .....	26
Teen Access to Alcohol, Prescription Drugs and Marijuana.....	27
Younger Teens Have Readier Access to Prescription Drugs than Marijuana .....	28
Beer and Cigarettes Are Easiest To Get .....	29
Drinking to Have Fun .....	30
Drugs More Popular than Cigarettes among High School Students.....	30
<b>Appendix A: Survey Methodology and Sample Performance</b> .....	A-1
<b>Appendix B: 2012 CASAColumbia Survey of Teenagers, 12- to 17-Years Old</b> .....	B-1

## Accompanying Statement by Joseph A. Califano, Jr., Founder and Chairman Emeritus

---

This 17th annual “back-to-school survey” continues the efforts of The National Center on Addiction and Substance Abuse at Columbia University (CASAColumbia™) to track attitudes of teens and those, like parents, who influence them. For more than a decade and a half this survey has sought to identify characteristics, situations and circumstances that increase or decrease the likelihood of teen substance abuse. Armed with this knowledge, parents, teachers, clergy, coaches and other responsible adults are better able to help our nation’s teens grow up healthy and drug free.

We regard this as a work in progress, as we try each year to improve our ability to identify those factors that influence the risk that a teen will smoke, drink, get drunk, use illegal drugs, or abuse prescription or over-the-counter drugs.

For almost two decades we have been surveying thousands of American teens and parents with the goal of learning how teen attitudes--and the attitudes of their parents--influence teen behavior. Our questions are designed to gain insight into America’s teen culture, with the aim of giving parents a realistic picture of the substance abuse rapids our nation’s teens must negotiate if they are to grow up drug free. We seek to arm parents with the information they need to help their children develop the skills and will to choose not to use.

This year we surveyed 1,003 12- to 17-year olds, 493 boys and 510 girls. We asked questions about their schools, their families, their use of social networking sites like Facebook, their friends’ and classmates’ substance use, and their access to tobacco, alcohol, and illegal and prescription drugs.

What many parents fail to appreciate is that tobacco, alcohol and drug use are pervasive and relentless fixtures in the teen world. Much of this exposure happens at school and with friends, but it also occurs in the home, through

television, and increasingly the Internet, where teens can view pictures of kids their own age partying with alcohol, marijuana and other drugs, and smoking.

Each year in preparing the national survey we hold focus groups of teens to help assure that the questions we ask them are the questions that they hear and to inform us about what's going on in their world. This year teens in our focus groups talked freely about the extent of drinking and drug use among their high school classmates, not only after school, but during the school day, smoking marijuana in the school cafeteria and attending classes while high on alcohol and drugs. So we decided to probe more deeply into what goes on at the schools they attend. Given that school is where teens spend most of their days and make most of their friends, the school environment is an important factor in teens' substance abuse exposure, attitudes and behavior.

What we discovered is profoundly disturbing: For millions of America's teens, drugs and alcohol, not more advanced education, are what put the "high" in the high schools they attend.

## **America's "High" Schools**

For the sixth straight year--and seven out of the last eight years--60 percent or more of teens report that their high schools are drug infected, meaning that drugs are used, kept or sold at the schools. And remember: These are schools to which their parents are by law required to send them.

Worse, in our effort to discover what's going on in our high schools, nearly nine out of 10 high school students told us that classmates are drugging, drinking and smoking during the school day. When we asked how many, high school students estimated that nearly one in five (17 percent) of their classmates are doing this during the school day. More than half of high school students (52 percent) say that there is a place on or near school grounds where students go to use drugs, drink and smoke during the school day. And a third of high school students

(36 percent) say it is easy for students at their school to use drugs, drink alcohol and smoke during the school day without getting caught.

## **Marijuana, Prescription Drugs, Cocaine, Ecstasy, Other Drugs Sold at School**

Not only is high school a place where students can use drugs, many high schools have become supermarkets where students can buy drugs. Almost half of high school students (44 percent) know of a student who sells drugs at their school. Nearly all of them (91 percent) know someone at their school who sells marijuana, a quarter (24 percent) know someone who sells prescription drugs, one in 10 (nine percent) knows someone who sells cocaine and seven percent know someone who sells ecstasy.

## **Drug Use among High School Classmates**

Nearly all high school students (97 percent) say that classmates drink, use drugs or smoke. They say that 47 percent of their classmates drink alcohol, 40 percent of their classmates use drugs and 30 percent smoke.

The disgraceful bottom line: For millions of teens, high school is a convenient place to get high; for millions of parents trying to raise drug-free kids, the "high" school years are the most dangerous time their children face, and the "high" schools (and nearby "high" spots) are a most dangerous place to send their kids. It is unconscionable that states, cities and counties--and their elected governors, mayors and commissioners--that require parents to send their children to school, continue year after year to allow those schools to be drug infected. And it's inexcusable that parents, who raise hell and refuse to send their children to school if there's asbestos in the classroom ceiling, or a serious outbreak of flu, nevertheless send their kids day after day to schools where it is so easy for those kids to buy and use drugs.

## **Increase in Drug-Infected Private High Schools**

In the past decade, the number of drug-infected public schools has increased. For most of that decade parents with the ability to send their kids to private schools believed that they were buying their way out of the drug-infected school problem, but this year's survey reveals a sharp increase in the number of private schools that are drug infected. In 2002, 24 percent of students in private high schools said their school was drug infected. This year--for the first time in the history of this 17 year survey--more than half (54 percent) of private high school students tell us that the school they attend is drug infected. That is an increase of 50 percent in just one year, from 36 percent in 2011 to 54 percent in 2012.

For perspective, consider how the gap is closing: In 2002, 46 percent of students at public high schools said their school was drug infected compared to 24 percent of students at private high schools; in 2012, 61 percent of students at public high schools said their school was drug infected compared to 54 percent of students at private high schools. The 22 percent gap has narrowed to seven percent.

So today we see, vividly for the first time in this survey, the price we are paying for failing to deal with the drug infection that has plagued our public high schools for decades. Now we see that drug abuse and addiction have metastasized into our private schools which are no longer immune safe havens for the parents who can afford to send their children to them.

## **Social Networking: Digital Peer Pressure**

This year's survey revealed a new kind of peer pressure--and a potent one. I call it digital peer pressure. We are all familiar with teen peer pressure--the pressure to be cool, to fit in. That's why parents should care about whom their children's friends are and with whom their children go to school and play. Digital peer pressure moves beyond their children's friends

and kids they hang out with. Digital peer pressure comes into their children's homes and right into their bedrooms via the Internet.

Last year we noticed a correlation between teens who saw pictures of kids getting drunk, passed out or using drugs on social networking sites and their likelier use of alcohol and marijuana. Because it can often take a teen to know a teen, this year we asked teens about this. In this year's survey, 75 percent of teens say that seeing pictures on social networking sites like Facebook and MySpace of kids partying with alcohol and marijuana encourages other teens to want to party like that.

And nearly half of teens (45 percent) surveyed have seen pictures of kids getting drunk, passed out, or using drugs on Facebook or other social networking sites. This includes 18 percent of 12- and 13-year olds, 50 percent of 14- and 15-year olds, and 68 percent of 16- and 17-year olds.

Compared to teens who have never seen pictures on Facebook or another social networking site of kids getting drunk, passed out, or using drugs, teens who have seen such pictures are:

- Four times likelier to have used marijuana (25 percent vs. 6 percent);
- More than three times likelier to have used alcohol (43 percent vs. 13 percent); and
- Almost three times likelier to have used tobacco (16 percent vs. 6 percent).

The take home message for parents is clear: Try to learn what your children are viewing on social networking sites. If your children are seeing pictures of teens partying with drugs and alcohol--getting drunk or passed out--or using drugs, they may think it looks like fun and want to try it.



## Home Alone

For the first time this year we asked teens if they are ever left home alone overnight without adult supervision. Nearly one-third of teens (29 percent) say they have been left home alone overnight, including 17 percent of 12- and 13-year olds, 27 percent of 14- and 15-year olds, and 42 percent of 16- and 17-year olds.

Compared to teens who are never home alone overnight without adult supervision, those who are left home alone overnight without adult supervision are:

- Twice as likely to have used marijuana (23 percent vs. 11 percent);
- Nearly twice as likely to have used alcohol (41 percent vs. 21 percent); and
- Nearly three times likelier to have used tobacco (20 percent vs. 7 percent).

## Parental Disapproval

As we've found in the past, this year's data again confirms that parental expectations, particularly expressing strong disapproval of substance abuse, can be a decisive factor in their teens' behavior. Teens who say their parents would be extremely upset to find out their child smokes, drinks or uses marijuana are less likely to use these substances or to say that it's okay for teens their age to smoke, get drunk and use marijuana. Compared to such teens, those who say their parents would not be extremely upset if they parents found out their child smokes, drinks or uses marijuana are:

- Eight and a half times likelier to say it's okay for teens their age to use marijuana (34 percent vs. 4 percent);
- Ten times likelier to say it's okay for teens their age to get drunk (22 percent vs. 2 percent); and

- Nine times likelier to say it's okay for teens their age to smoke cigarettes (18 percent vs. 2 percent).

## Conclusion

We believe that, armed with information about the world their teens are living in, parents can be a powerful, and indeed decisive, influence on the behavior of their children. We have often said that the most important finding of twenty years of intensive research is this: A child who gets through age 21 without smoking, abusing alcohol, or using drugs is virtually certain never to do so. That's why we have put so much emphasis on parents and families, and this year on high schools. This year's survey and report add to the substantial compilation of risk and protective factors that CASAColumbia has identified over the past 20 years. Much of that information is contained in the book, *How to Raise a Drug-Free Kid: The Straight Dope for Parents*, which highlights these factors and the influence that parents can have while providing specific parenting suggestions and tips. While I wrote that book, it is based on the years of CASAColumbia research.

## A Word of Appreciation

I want to express CASAColumbia's appreciation to Steve Wagner, President of QEV Analytics, Ltd., for administering the survey and for his insightful work in developing the questions and analyzing all the data as he has done for many years.

We much appreciate the invaluable counsel of our survey advisory group: Timothy Johnson, PhD, Director of the Survey Research Laboratory, University of Illinois, Chicago, Professor of Public Administration, School of Public Health, University of Illinois, Chicago; and Robert Shapiro, PhD, Professor, Department of Political Science, Columbia University.

On CASAColumbia's staff, Emily Feinstein, Senior Policy Analyst, did a first rate job in managing this effort, worked with Steve Wagner in analyzing all the survey data, and wrote the

report, which I edited. Sarah Tsai of CASAColumbia's Substance Abuse and Data Analysis Center (SADAC<sup>SM</sup>) assisted with the data analysis. As she has so often, Jane Carlson efficiently handled the formatting and administrative aspects of the report production.

All these individuals helped, but CASAColumbia and QEV Analytics, Ltd. are responsible for this report.

# Chapter I

## Key Findings

---

This is CASAColumbia's 17<sup>th</sup> annual survey on the topic of adolescent substance use, seeking to understand and give parents a clear and accurate picture of substance use in the teen world.

By probing various aspects of teens' family, school and social environment, this survey continues an analysis aimed at revealing factors, situations and circumstances associated with teens' risk of smoking, drinking, using illegal drugs and abusing prescription and over-the-counter drugs. Some of these factors--including teens' family dynamics, their friends' substance use, their access to alcohol and other drugs, and school characteristics--tend to cluster. Teens with problems in one area of their life often have problems in others as well. Nevertheless, by identifying these risk factors, we seek to help parents (and other adults who influence teens, such as teachers, clergy and coaches) better identify the situations in which teens are most vulnerable to substance use and develop strategies to diminish this risk.

Although this survey includes some questions on past and current substance use, it is not intended to be an epidemiological study. For measurements of the actual prevalence of various types of substance use, there are better sources of data, including the *Youth Risk Behavior Surveillance System* (conducted by the Centers for Disease Control and Prevention of the U.S. Department of Health and Human Services), the *Monitoring the Future Study* (conducted at the University of Michigan and funded by the National Institute on Drug Abuse of the National Institutes of Health), and the *National Survey on Drug Use and Health* (sponsored by the Substance Abuse and Mental Health Services Administration of the U.S. Department of Health and Human Services).

This survey was conducted by telephone in the United States. The 1,003 teens (ages 12 to 17) who participated were randomly selected from a nationally representative sample frame and interviewed over the telephone between April 18 and May 17, 2012. The margin of error is  $\pm 3.1$  percent at a 95 percent confidence level (unadjusted for weighting). Because this is a cross-sectional survey, the data cannot be used to establish causality or measure the direction of the associations observed.

Despite assurances of confidentiality, some teenage respondents will be reluctant to admit inappropriate or illegal activities to someone unknown to them over the telephone.\*

Therefore, this survey--like any survey conducted in the home and asking respondents to self-report proscribed behaviors--under-reports the extent of the use of illegal and prescription drugs, the consumption of tobacco products and alcohol, and other negative behaviors by teenagers, and over-reports their positive behaviors. The parental permission requirement also may contribute to under-reporting of proscribed behaviors.†

## America's "High" Schools

### *Students Smoking, Drinking, Using Drugs During the School Day*

Student drug use is not confined to the weekends or afterschool. Nearly nine out of 10 high school students (86 percent) say that some classmates drink, use drugs and smoke during the school day, and they estimate that 17 percent of their classmates are doing so.

### *Schools, a Safe Haven for Student Substance Use*

More than half of high school students (52 percent) say that there is a place on school grounds or near the school where students go to drink, use drugs or smoke during the school day.

More than a third of high school students (36 percent) say it is very easy or fairly easy for students to drink, use drugs or smoke during the school day without getting caught.

### *Marijuana, Prescription Drugs, Cocaine, Ecstasy, Other Drugs Sold at School*

Almost half of high school students (44 percent) know a student who sells drugs at their school. When asked what drugs are sold at their school:

- 91 percent said marijuana;
- 24 percent said prescription drugs;
- 9 percent said cocaine; and
- 7 percent said ecstasy.

---

\* Brener, N. D., Billy, J. O. G., & Grady, W. R. (2003). Assessment of factors affecting the validity of self-reported health-risk behavior among adolescents: Evidence from the scientific literature. *Journal of Adolescent Health, 33*(6), 436-457.

† Fendrich, M., & Johnson, T. P. (2001). Examining prevalence differences in three national surveys of youth: Impact of consent procedures, mode, and editing rules. *Journal of Drug Issues, 31*(3), 615-642.

### ***Tobacco, Alcohol, Marijuana Use Common among Classmates***

Nearly all high school students (97 percent) say that some classmates use drugs (including marijuana and controlled prescription drugs), drink alcohol, and smoke cigarettes.

When asked how many classmates drink, use drugs and smoke, on average, high school students said:

- 47 percent drink alcohol;
- 40 percent use drugs; and
- 30 percent smoke cigarettes.

### ***Increase in Drug-Infected Private High Schools***

For the first time, this year more than half of private high school students say that drugs are kept, used or sold at the school they attend; we call these drug-infected schools. This is an increase of 50 percent in just one year, from 36 percent in 2011 to 54 percent in 2012.

### **Social Networking: Digital Peer Pressure**

#### ***Teens Say Pictures on Social Networking Sites Encourage Teen Substance Use***

Seventy-five percent of teens say that seeing pictures of teens partying with alcohol or marijuana on Facebook, MySpace or another social networking site encourages other teens to want to party like that.

- 63 percent of teens say that seeing pictures of teens drinking on social networking sites encourages other teens to want to drink.
- 62 percent of teens say that seeing pictures of teens using marijuana on social networking sites encourages other teens to want to use marijuana.

### ***Social Networking Exposes Teens to Pictures of Other Teens Getting Drunk, Passed Out or Using Drugs***

Nearly half of teens (45 percent) have seen pictures on Facebook, MySpace or another social networking site of kids getting drunk, passed out, or using drugs, including:

- 18 percent of 12- to 13-year olds;
- 50 percent of 14- to 15-year olds; and
- 68 percent of 16- to 17-year olds.

Nearly half of teens (47 percent) who have seen pictures of other teens drinking and using drugs on social networking sites report that it generally seems like the teens in the picture are having a good time.

#### ***Viewing Pictures of Other Teens Getting Drunk, Passed Out or Using Drugs***

Compared to teens who have never seen pictures on Facebook, MySpace or another social networking site of kids getting drunk, passed out, or using drugs, teens who have seen such pictures are:

- Four times likelier to have used marijuana (25 percent vs. 6 percent);
- More than three times likelier to have used alcohol (43 percent vs. 13 percent); and
- Almost three times likelier to have used tobacco (16 percent vs. 6 percent).

Compared to teens who have never seen pictures on Facebook, MySpace or another social networking site of kids getting drunk, passed out, or using drugs, teens who have seen such pictures are:

- Three times likelier to have close friends who currently use marijuana (55 percent vs. 18 percent);

- More than twice as likely to have close friends who drink alcohol regularly, like most weekends (60 percent vs. 25 percent); and
- Twice as likely to have close friends who regularly smoke cigarettes (40 percent vs. 19 percent).

## **Parental Monitoring**

### ***Home Alone Overnight***

Nearly one-third (29 percent) of teens have been left home alone overnight without adult supervision, including:

- 17 percent of 12- to 13-year olds;
- 27 percent of 14- to 15-year olds; and
- 42 percent of 16- to 17-year olds.

Compared to teens who are never home alone overnight, those who have been left home alone overnight are:

- Twice as likely to have used marijuana (23 percent vs. 11 percent);
- Nearly twice as likely to have used alcohol (41 percent vs. 21 percent); and
- Nearly three times likelier to have used tobacco (20 percent vs. 7 percent).

### ***Home Alone in the Evening***

A quarter of teens (26 percent) are left home alone in the evening more than once a week without adult supervision, including:

- 16 percent of 12- to 13-year olds;
- 28 percent of 14- to 15-year olds; and
- 33 percent of 16- to 17-year olds.

Compared to teens who are home alone once a week or less often, teens who are home alone in the evening more than once a week are:

- Nearly twice as likely to have used marijuana (22 percent vs. 12 percent);
- More than one and a half times likelier to have used alcohol (39 percent vs. 22 percent); and
- One and a half times likelier to have used tobacco (14 percent vs. 9 percent).

### ***Parental Disapproval***

Most teens say their parents would be extremely upset to learn that they had used marijuana (87 percent), tobacco (81 percent), or alcohol (72 percent). Compared to teens who say their parents would be extremely upset:

- Teens who say their parents would not be extremely upset if they found out they smoked marijuana are four and a half times likelier to have used the drug (45 percent vs. 10 percent);
- Teens who say their parents would not be extremely upset if they found out they drank alcohol are almost four times likelier to have drunk alcohol (58 percent vs. 15 percent); and
- Teens who say their parents would not be extremely upset if they found out they smoked cigarettes are more than three times likelier to have used tobacco (24 percent vs. 7 percent).

Compared to teens who say their parents would be extremely upset if their parents found out they smoke, drink or use marijuana, teens whose parents would not be extremely upset are:

- Eight and a half times likelier to say it's okay for teens their age to use marijuana (34 percent vs. 4 percent);

- Ten times likelier to say it's okay for teens their age to get drunk (22 percent vs. 2 percent); and
- Nine times likelier to say it's okay for teens their age to smoke cigarettes (18 percent vs. 2 percent).

## **Stress, Drugs and Academic Performance**

### ***High Stress Teens***

Nearly half of teens (46 percent) say they experience high stress (6 or higher on a scale of 1 to 10). Compared to teens who say their stress level is low (5 or less), teens who experience high stress are:

- Nearly three times likelier to have used marijuana (22 percent vs. 8 percent);
- Twice as likely to have used alcohol (36 percent vs. 18 percent); and
- Almost twice as likely to have used tobacco (14 percent vs. 8 percent).

### ***Academic Performance and Stress***

The number one source of stress for teens is academic pressure, including pressure to do well in school and to get into college.

Compared to low stress teens with grades of all A's or mostly A's and B's, high stress teens with grades of mostly B's or lower are:

- Seven times likelier to have used marijuana (37 percent vs. 5 percent);
- More than three times likelier to have used alcohol (50 percent vs. 15 percent); and
- More than three times likelier to have used tobacco (23 percent vs. 7 percent).

## **Drug-Infected Schools**

### ***Six in 10 High Schools and One in Three Middle Schools Drug Infected***

Sixty percent of high school students and 32 percent of middle school students say that students keep, use or sell drugs on their school grounds. For seven of the past eight years, at least 60 percent of high school students have said they attend a drug-infected school.

### ***Drug-Infected Schools More Likely Safe Haven for Student Substance Use***

Compared to teens at drug-free schools, teens who report that drugs are used, kept or sold at their school are:

- Twice as likely to say that it is very or fairly easy for students to smoke, drink or use drugs during the school day without getting caught (39 percent vs. 19 percent); and
- Nearly three times likelier to say that there is a place on or near school grounds where students go to smoke drink or use drug during the school day (56 percent vs. 20 percent).

### ***Teens at Drug-Infected Schools More Likely to See Pictures of Teens Getting Drunk, Passed Out or Using Drugs on Social Networking Sites***

Students who say that drugs are used, kept or sold at their school are almost twice as likely to see pictures on Facebook, MySpace or another social networking site of kids getting drunk, passed out, or using drugs than students at drug-free schools (61 percent vs. 33 percent).

## **Other Notable Findings**

### ***Drugs Are Most Important Problem Facing Teens***

Every year, including this year, teens tell us that tobacco, alcohol and other drugs are the biggest problem facing teens their age.

### ***Attending Religious Services***

Compared to teens who attend religious services four times a month or more, those who attend religious services less than four times a month are:

- Twice as likely to have used marijuana (18 percent vs. 9 percent);
- Almost twice as likely to have used alcohol (33 percent vs. 18 percent); and
- More likely to have used tobacco (11 percent vs. 8 percent).

### ***Illegal Drug Use More Common than Abuse of Prescription or Over-the-Counter Drugs***

More high school students know at least one friend or classmate who uses illegal drugs like acid, ecstasy, meth, cocaine, or heroin (52 percent) than know at least one friend or classmate who abuses prescription drugs or over-the-counter medicines--such as Robitussin, Sudafed, Nyquil, or cough and cold medicines--to get high (33 percent).

### ***Younger Teens Have Easier Access to Prescription Drugs than Marijuana***

More teens can get prescription drugs than can get marijuana within an hour (20 percent vs. 14 percent). Younger teens are more likely to say that they can get prescription drugs than marijuana within an hour:

- 12- to 13-year olds (17 percent vs. 4 percent);
- 14- to 15-year olds (19 percent vs. 12 percent); and
- 16- to 17-year olds (25 percent vs. 25 percent).



## Chapter II

### America's "High" Schools

---

#### Students Smoking, Drinking, Using Drugs During the School Day

Nearly nine in 10 high school students (86 percent) say some classmates drink, use drugs or smoke during the school day; they say nearly one in five (the average estimate was 17 percent) of their classmates smoke, drink or use drugs during the school day.

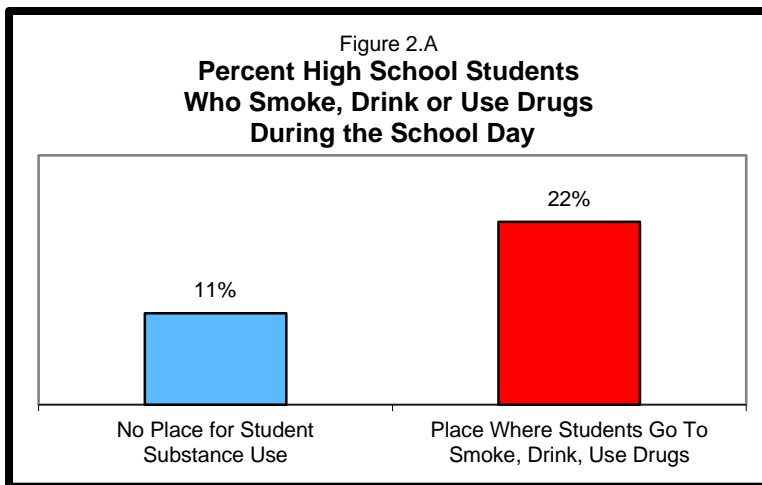
Most teens say that a student who was caught smoking (88 percent), drinking (95 percent) or using marijuana (96 percent) at their school would receive serious punishment. Eighty-one percent believe that if a student had a problem with using alcohol or drugs, their school would offer the student help (such as offer counseling or treatment).

#### Schools, a Safe Haven for Student Substance Use

More than half of high school students (52 percent) report that there is a place on school grounds or near the school where students go to drink, use drugs or smoke during the school day.

Compared to high school students who say there is no place on or near school grounds where students go to use substances, those who say there is such a place say that nearly twice as many of their classmates drink, use drugs or smoke during the school day (22 percent vs. 11 percent). (Figure 2.A)

More than a third (36 percent) of high school students say that it is very easy or fairly easy for students to drink, use drugs or smoke during the school day without getting caught.

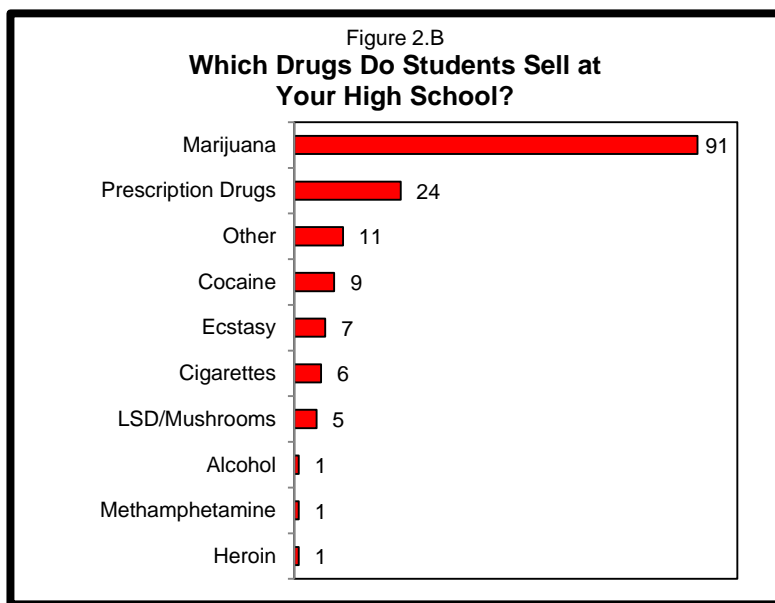


## Marijuana, Prescription Drugs, Cocaine, Ecstasy, Other Drugs Sold at School

Almost half of high school students (44 percent) know of a student who sells drugs (including marijuana and prescription drugs) at their school. We asked these students to list the kinds of drugs (up to three) that are sold. Nearly all of these high school students (91 percent) say marijuana, one-quarter (24 percent) say prescription drugs, nine percent say cocaine, and seven percent say ecstasy. Cigarettes, LSD/mushrooms, alcohol, heroin and methamphetamine were also mentioned. (Figure 2.B)

Compared to high school students who do not know of a student drug dealer at school, those who do are:

- More than twice as likely to have used marijuana (35 percent vs. 16 percent);
- One and a half times likelier to have used alcohol (55 percent vs. 32 percent); and
- Nearly twice as likely to have used tobacco (21 percent vs. 11 percent).



## Tobacco, Alcohol, Marijuana Use Common among Classmates

Ninety-three percent of high school students say that some classmates drink alcohol, 93 percent say some use drugs (including marijuana and controlled prescription drugs) and 93 percent say some smoke.

We asked teens what percent of their classmates drink, use drugs and smoke. They say (on average) that:

- 47 percent drink alcohol;
- 40 percent use drugs; and
- 30 percent smoke cigarettes.

## More than a Quarter of High School Students Say Most Classmates Use Drugs

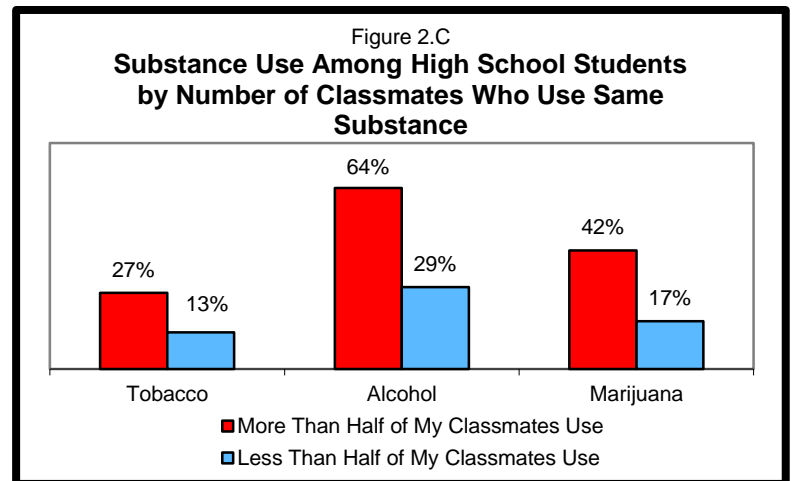
One in five 12- to 17- year olds (22 percent) say that most (more than half) of their classmates drink alcohol and 18 percent say that most of their classmates use drugs.

Among high school students:

- 28 percent say more than half of their classmates use drugs (including marijuana and controlled prescription drugs); and
- 37 percent say more than half of their classmates drink alcohol.

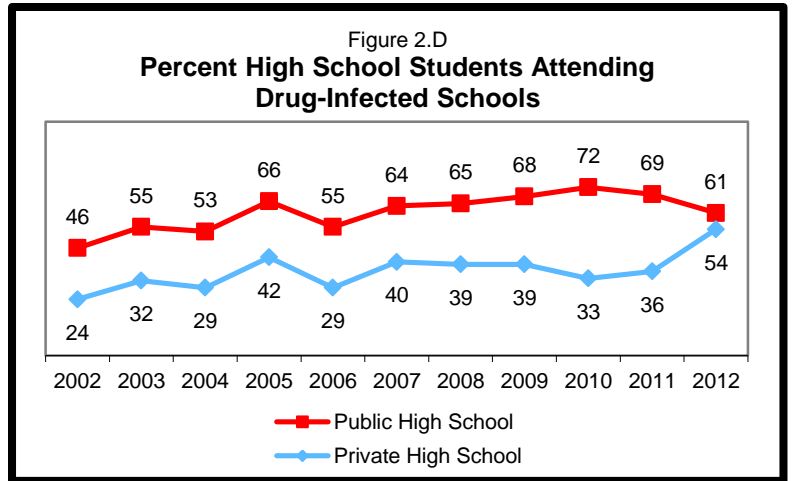
Students who say that more than half of their classmates smoke, drink or use drugs are more likely to have used these substances themselves: (Figure 2.C)

- Compared to high school students who say that less than half of their classmates use drugs, those who say that more than half of their classmates use drugs are two and a half times likelier to have used marijuana (42 percent vs. 17 percent);
- Compared to high school students who say that less than half of their classmates drink, those who say that more than half of their classmates drink are more than twice as likely to have used alcohol (64 percent vs. 29 percent); and
- Compared to high school students who report that less than half of their classmates smoke, those who estimate that more than half of their classmates smoke are twice as likely to have used tobacco (27 percent vs. 13 percent).



## Increase in Drug-Infected Private High Schools

For the first time, this year more than half of private high school students (54 percent) and 61 percent of public high school students say that students keep, use or sell drugs at the schools they attend. We call these schools drug infected. Over the past decade, the percent of students who say they attend a drug-infected private high school has increased significantly. (Figure 2.D)



## Chapter III

### Social Networking: Digital Peer Pressure

---

#### **Pictures on Social Networking Sites Encourage Teen Substance Use**

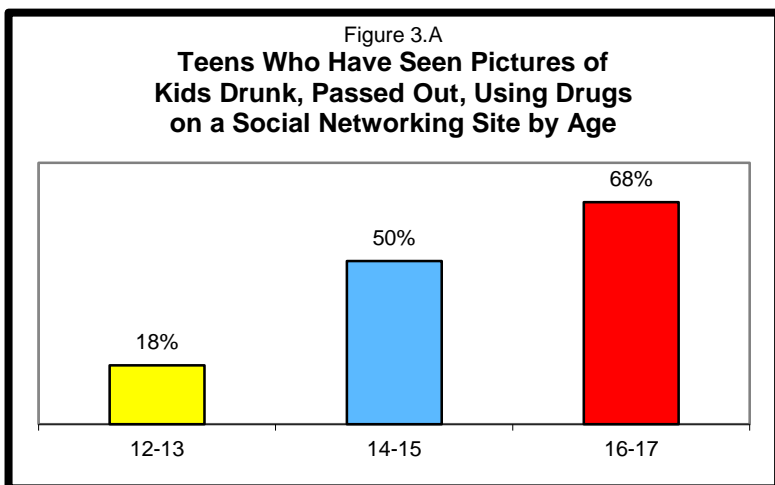
Seventy-five percent of teens say that seeing pictures on social networking sites of kids partying with alcohol or marijuana encourages other teens to want to party like that. Seventy-nine percent of 16- to 17-year olds think that seeing such pictures encourages other teens to want to do the same, compared with 76 percent of 14- to 15-year olds and 71 percent of 12- to 13-year olds.

- 63 percent of teens say that seeing pictures of teens drinking on social networking sites encourages other teens to want to drink; and
- 62 percent of teens say that seeing pictures of teens using marijuana on social networking sites encourages other teens to want to use marijuana.

#### **Social Networking Exposes Teens to Pictures of Other Teens Getting Drunk, Passed Out or Using Drugs**

Nearly half of teens (45 percent) have seen pictures on Facebook, MySpace or another social networking site of kids getting drunk, passed out, or using drugs, including (Figure 3.A):

- 18 percent of 12- to 13-year olds;
- 50 percent of 14- to 15-year olds; and
- 68 percent of 16- to 17-year olds.



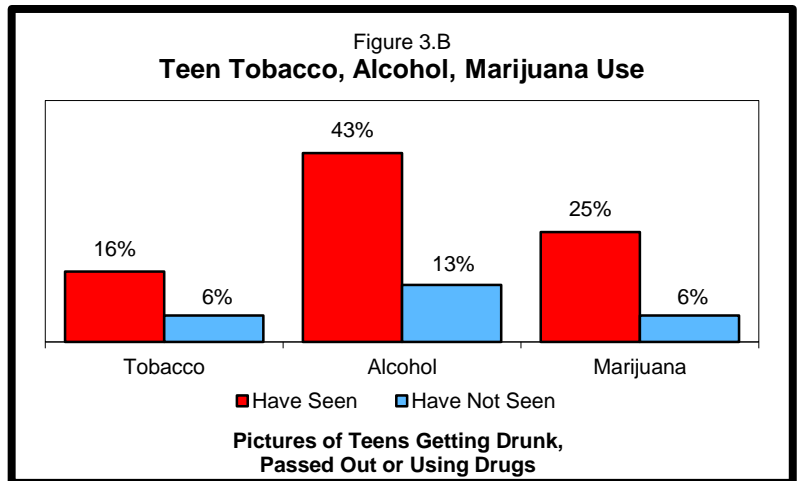
Among teens who have seen such pictures, 47 percent say that it generally seems like the teens in the picture are having a good time. Older teens (ages 16 to 17) are more likely than younger teens (ages 12 to 15) to think it generally looks like the teens in the picture are having a good time (55 percent vs. 39 percent).

### **Viewing Pictures of Other Teens Getting Drunk, Passed Out or Using Drugs**

This year’s survey confirms last year’s finding of an association between seeing pictures on social networking sites of kids getting drunk, passed out, or using drugs and teen substance use.

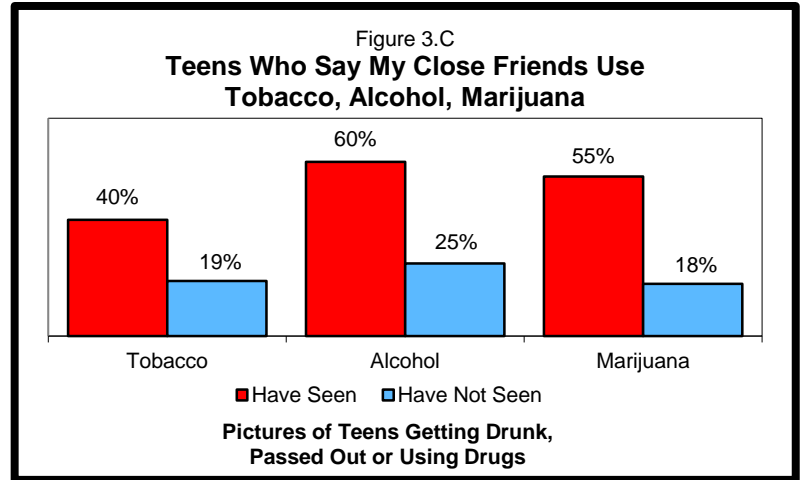
Compared to teens who have never seen pictures on Facebook, MySpace or another social networking site of kids getting drunk, passed out, or using drugs, teens who have seen such pictures are (Figure 3.B):

- Four times likelier to have used marijuana (25 percent vs. 6 percent);
- More than three times likelier to have used alcohol (43 percent vs. 13 percent); and
- Almost three times likelier to have used tobacco (16 percent vs. 6 percent).



Compared to teens who have never seen pictures on Facebook, MySpace or another social networking site of kids getting drunk, passed out, or using drugs, teens who have seen such pictures are (Figure 3.C):

- Three times likelier to have close friends who currently use marijuana (55 percent vs. 18 percent);
- More than twice as likely to have close friends who drink alcohol regularly, like most weekends (60 percent vs. 25 percent); and
- Twice as likely to have close friends who regularly smoke cigarettes (40 percent vs. 19 percent).







## Chapter IV

### Parental Monitoring

---

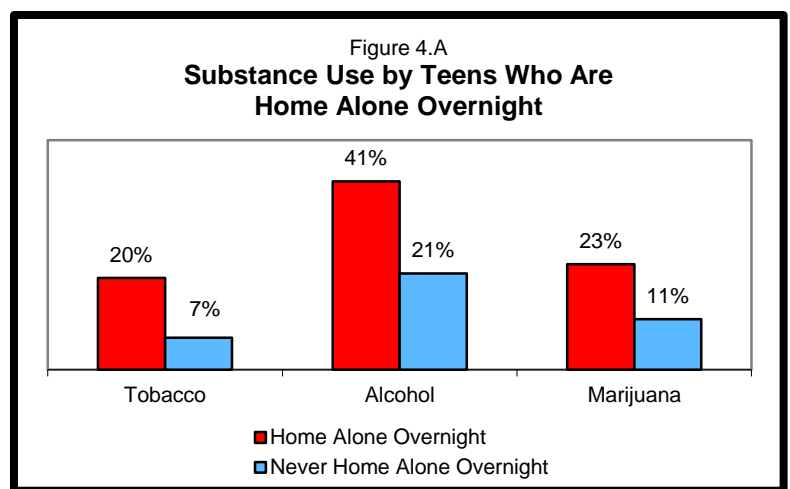
#### Home Alone Overnight

For the first time, this year we asked 12- to 17-year olds about being home alone. Nearly one-third (29 percent) of teens report that they have been left home alone overnight (meaning without adult supervision), including:

- 17 percent of 12- to 13-year olds;
- 27 percent of 14- to 15-year olds; and
- 42 percent of 16- to 17-year olds.

Teens who report being home alone overnight are more likely to have used tobacco, alcohol or marijuana. Compared to teens who are never home alone overnight, those who report being home alone overnight are (Figure 4.A):

- Twice as likely to have used marijuana (23 percent vs. 11 percent);
- Nearly twice as likely to have used alcohol (41 percent vs. 21 percent); and
- Almost three times likelier to have used tobacco (20 percent vs. 7 percent).



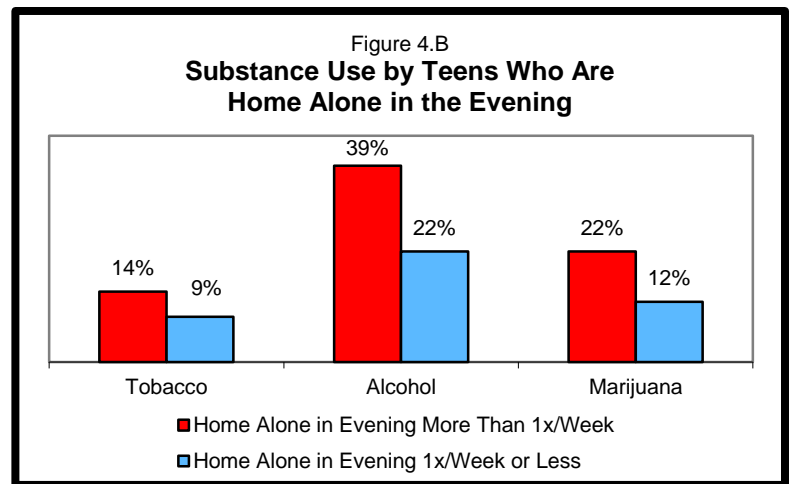
## Home Alone in the Evening

We also asked teens, “How often are you home alone in the evening (meaning, without adult supervision)?” A quarter of teens (26 percent) report being left home alone in the evening more than once a week, including:

- 16 percent of 12- to 13-year olds;
- 28 percent of 14- to 15-year olds; and
- 33 percent of 16- to 17-year olds.

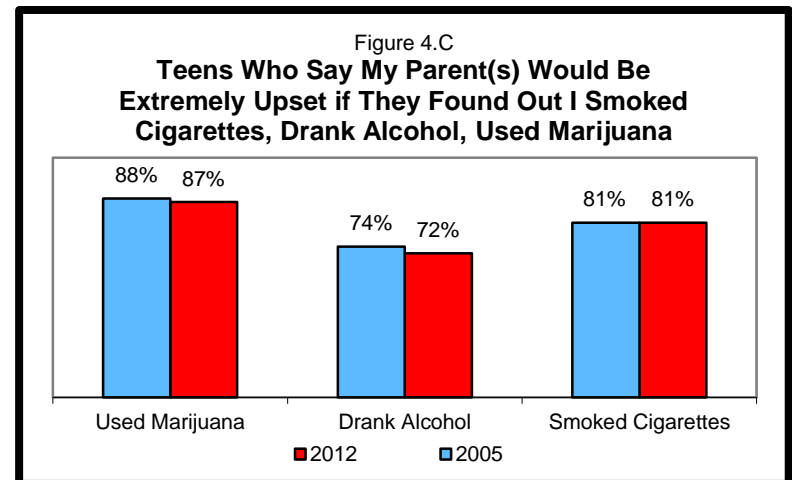
Compared to teens who report being home alone once a week or less often, teens who report that they are home alone in the evening more than once a week are (Figure 4.B):

- Nearly twice as likely to have used marijuana (22 percent vs. 12 percent);
- More than one and a half times likelier to have used alcohol (39 percent vs. 22 percent); and
- One and a half times likelier to have used tobacco (14 percent vs. 9 percent).



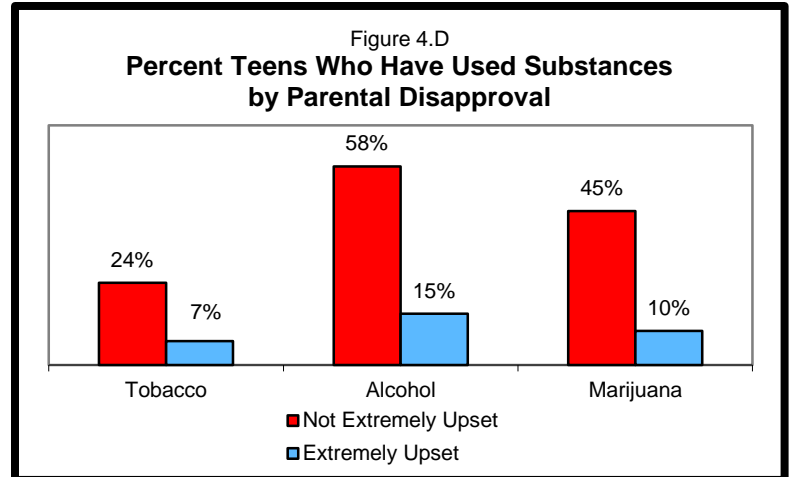
## Parental Disapproval

We asked teens how upset their parents would be to learn that their teen smoked cigarettes, drank alcohol or smoked marijuana. More teens said their parents would be extremely upset to learn that they had used marijuana (87 percent) compared to tobacco (81 percent) or alcohol (72 percent). These responses are similar to the responses we received in 2005 when we last asked this question. (Figure 4.C)



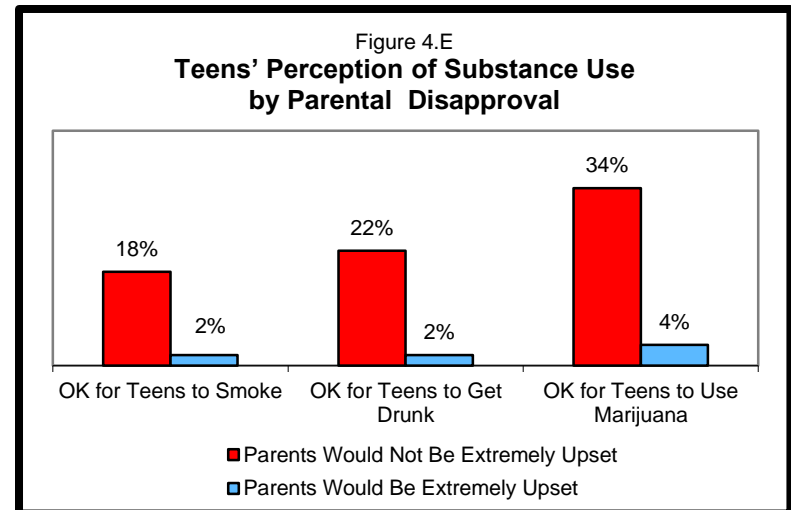
Parental disapproval of teen substance use is linked to teen use and teen perception that use is okay. Compared to teens who say their parents would be extremely upset (Figure 4.D):

- Teens who say their parents would not be extremely upset if they found out they smoked marijuana are four and a half times likelier to have used the drug (45 percent vs. 10 percent);
- Teens who say their parents would not be extremely upset if they found out they drank alcohol are almost four times likelier to have drunk alcohol (58 percent vs. 15 percent); and
- Teens who say their parents would not be extremely upset if they found out they smoked cigarettes are more than three times likelier to have used tobacco (24 percent vs. 7 percent).



Compared to teens who say their parents would be extremely upset if their parents found out they smoke, drink or use marijuana, teens whose parents would not be extremely upset are (Figure 4.E):

- Eight and a half times likelier to say it's okay for teens their age to use marijuana (34 percent vs. 4 percent);
- Ten times likelier to say it's okay for teens their age to get drunk (22 percent vs. 2 percent); and
- Nine times likelier to say it's okay for teens their age to smoke cigarettes (18 percent vs. 2 percent).





# Chapter V

## Stress, Drugs and Academic Performance

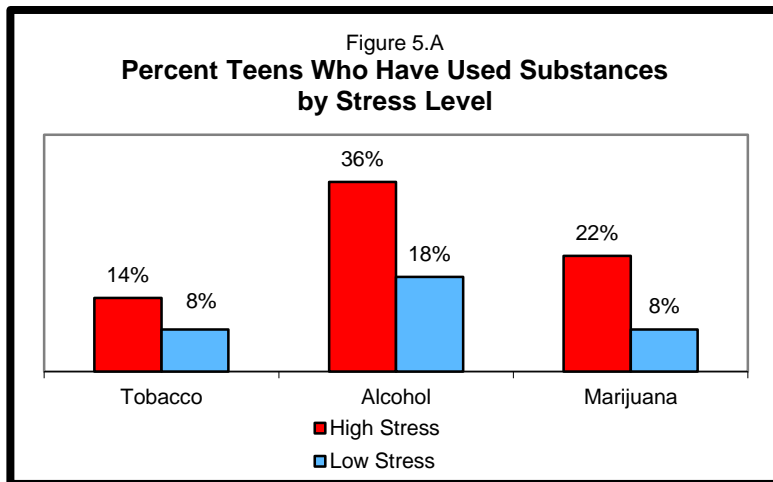
---

### High Levels of Stress among Teens

We asked teens to rate the level of stress in their lives on a scale of one to 10. Nearly half of teens (46 percent) report that they experience high stress (six or higher), with 15 percent reporting their stress level is an eight or above. When we last asked this question in 2003, fewer teens (39 percent) reported experiencing high stress (six or higher).

Compared to teens who report a low stress level (five or less), teens who report high stress (six or higher) are (Figure 5.A):

- Nearly three times likelier to have used marijuana (22 percent vs. 8 percent);
- Twice as likely to have used alcohol (36 percent vs. 18 percent); and
- Almost twice as likely to have used tobacco (14 percent vs. 8 percent).



## Source of Stress

For the first time this year, we asked teens to name the number one source of their stress. The most common source of stress identified by teens is academic pressure (56 percent), which includes the pressures to do well in school and to get into college, followed by problems with family or at home (13 percent), drama with friends (4 percent), bullying (2 percent), and popularity/fitting in (2 percent).

Our analysis did not reveal a statistically significant association between the source of a teen's stress and a teen's likelihood of having used tobacco, alcohol or marijuana.

## Academic Performance

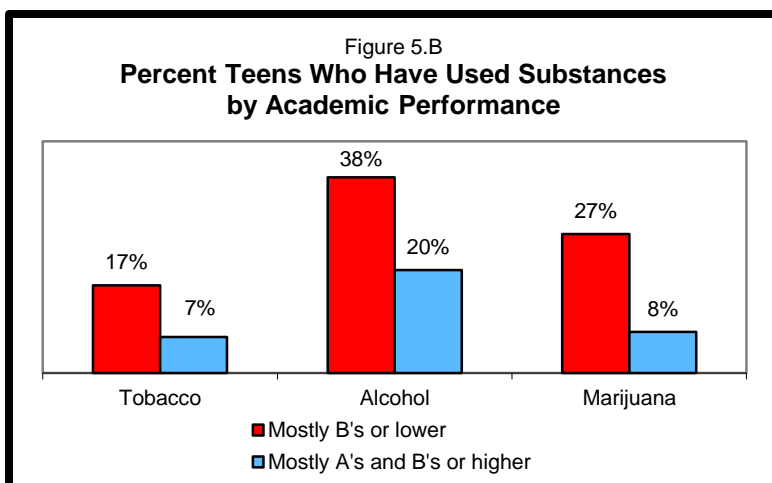
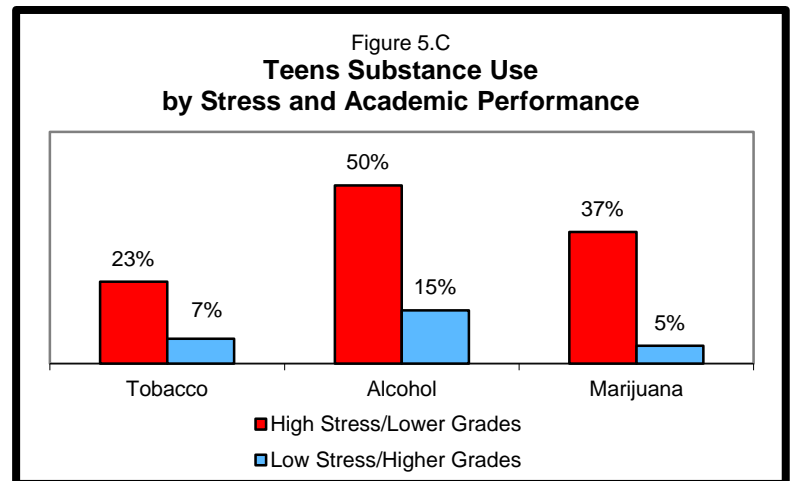
Thirty-six percent of teens report receiving average grades of mostly B's or lower. Compared to the 64 percent of teens who report that their average grades are all A's or mostly A's and B's, teens with lower grades are (Figure 5.B):

- More than three times likelier to have used marijuana (27 percent vs. 8 percent);
- Nearly twice as likely to have used alcohol (38 percent vs. 20 percent); and
- Two and a half times likelier to have used tobacco (17 percent vs. 7 percent).

## Academic Performance and Stress

The relationship between academic performance and substance use is exacerbated by high levels of stress. Compared to low stress teens who receive grades of all A's or mostly A's and B's (higher grades), teens with high stress levels and lower grades are (Figure 5.C):

- Seven times likelier to have used marijuana (37 percent vs. 5 percent);
- More than three times likelier to have used alcohol (50 percent vs. 15 percent); and
- More than three times likelier to have used tobacco (23 percent vs. 7 percent).



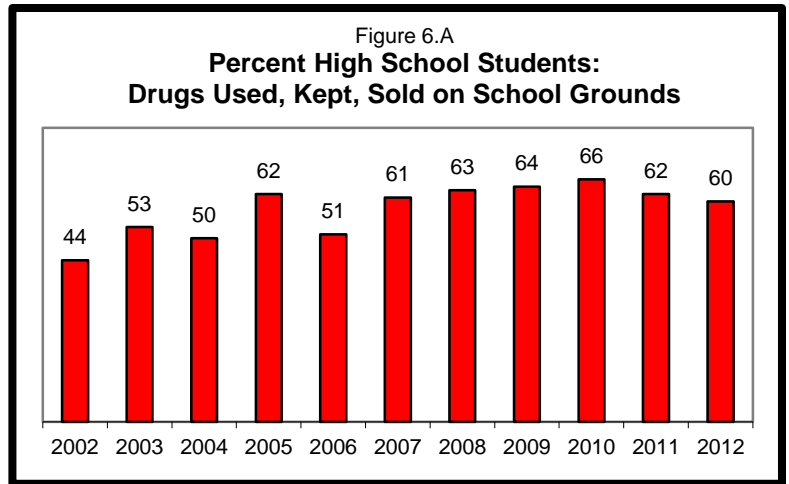
# Chapter VI

## Drug-Infected Schools

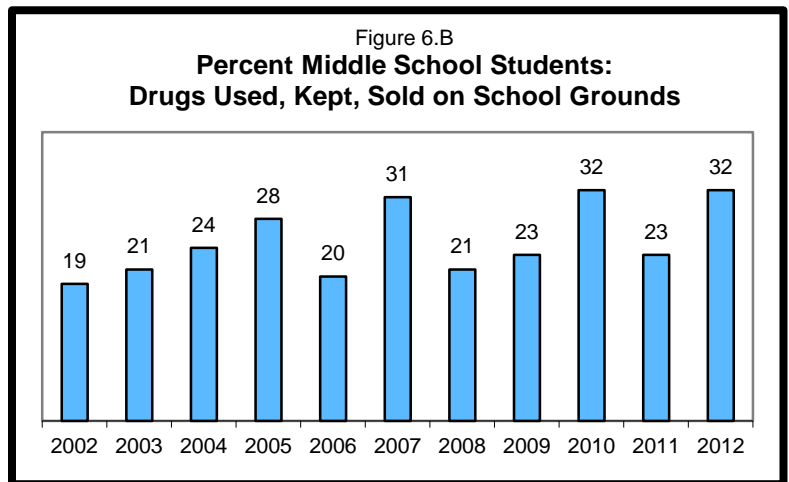
---

### Six in 10 High Schools and One in Three Middle Schools Drug Infected

For seven of the past eight years, at least 60 percent of high school students have said that drugs are used, kept or sold on their school's grounds (their school is drug infected). (Figure 6.A)

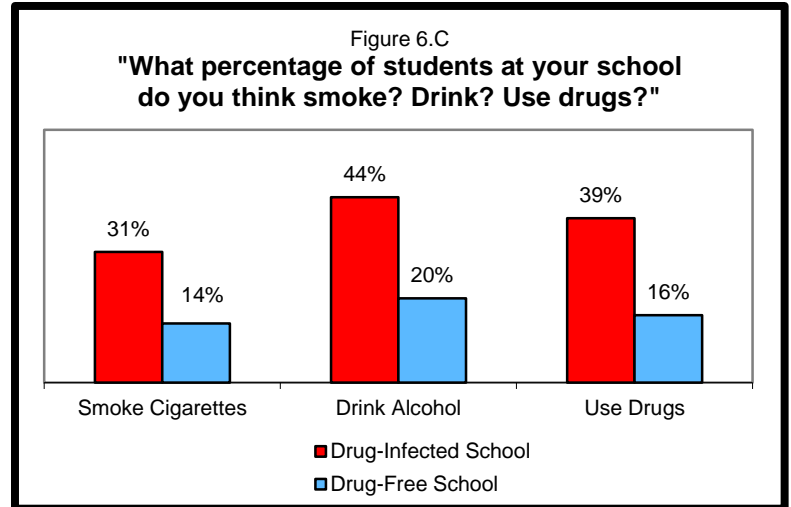


This year, 32 percent of middle school students say their school is drug infected. (Figure 6.B)



## Higher Percent of Classmates Smoke, Drink, Use Drugs at Drug-Infected Schools

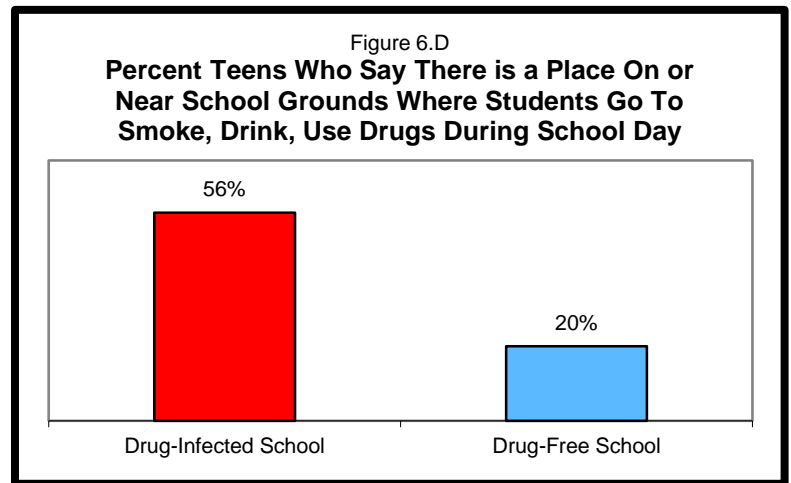
Students who say their school is drug infected estimate that twice as many of their classmates drink (44 percent vs. 20 percent), use drugs (39 percent vs. 16 percent) and smoke (31 percent vs. 14 percent), and that almost three times as many drink, use drugs or smoke during the school day (15 percent vs. 6 percent), compared to teens who say their school is drug free. (Figure 6.C)



## Drug-Infected Schools More Likely Safe Haven for Student Substance Use

Compared to teens at drug-free schools, teens who say their school is drug infected are:

- Two times likelier to say that it is very or fairly easy for students to smoke, drink or use drugs during the school day without getting caught (39 percent vs. 19 percent); and
- Nearly three times as likely to say that there is a place on or near school grounds where students go to drink, use drugs or smoke during the school day (56 percent vs. 20 percent). (Figure 6.D)





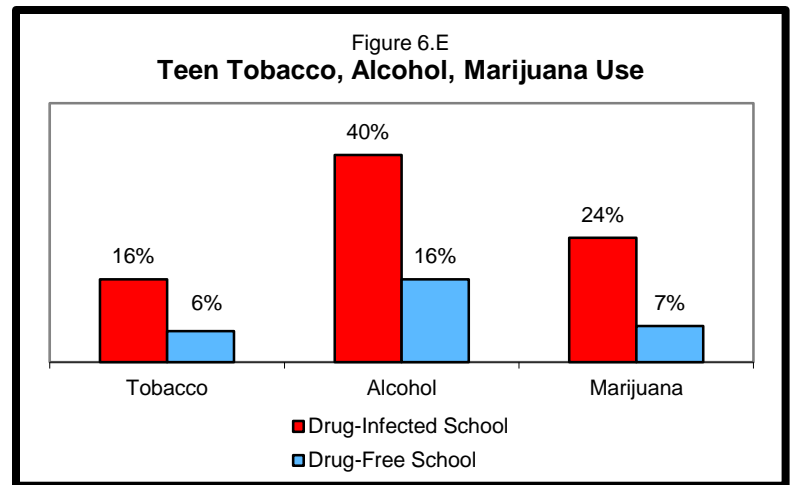
## Teens at Drug-Infected Schools More Likely to See Pictures of Teens Getting Drunk, Passed Out or Using Drugs on Social Networking Sites

Students who say that drugs are used, kept or sold at their school are almost twice as likely to see pictures on Facebook, MySpace or another social networking site of kids getting drunk, passed out, or using drugs than students at drug-free schools (61 percent vs. 33 percent).

## Students at Drug-Infected Schools More Likely to Smoke, Drink, Use Drugs

Teens who say that drugs are kept, used or sold on school grounds are more likely to have used tobacco, alcohol or marijuana. Compared to teens who say their school is drug free, those who say their school is drug infected are (Figure 6.E):

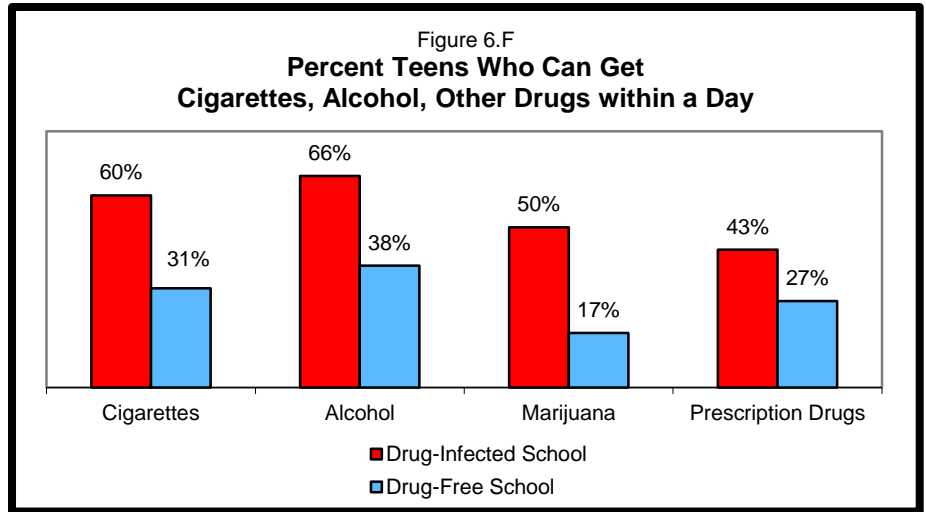
- Three times likelier to have used marijuana (24 percent vs. 7 percent);
- Two and a half times likelier to have used alcohol (40 percent vs. 16 percent); and
- Nearly three times likelier to have used tobacco (16 percent vs. 6 percent).



## Students at Drug-Infected Schools Have Faster Access to Cigarettes, Alcohol, Drugs

Teens who say they attend drug-infected schools have readier access to addictive substances. Compared to teens at drug-free schools, those who attend drug-infected schools are (Figure 6.F):

- Nearly three times likelier to be able to get marijuana within a day (50 percent vs. 17 percent);
- One and half times likelier to be able to get prescription drugs within a day (43 percent vs. 27 percent);
- One and a half times likelier to be able to get alcohol within a day (66 percent vs. 38 percent); and
- Almost twice as likely to be able to get cigarettes within a day (60 percent vs. 31 percent).



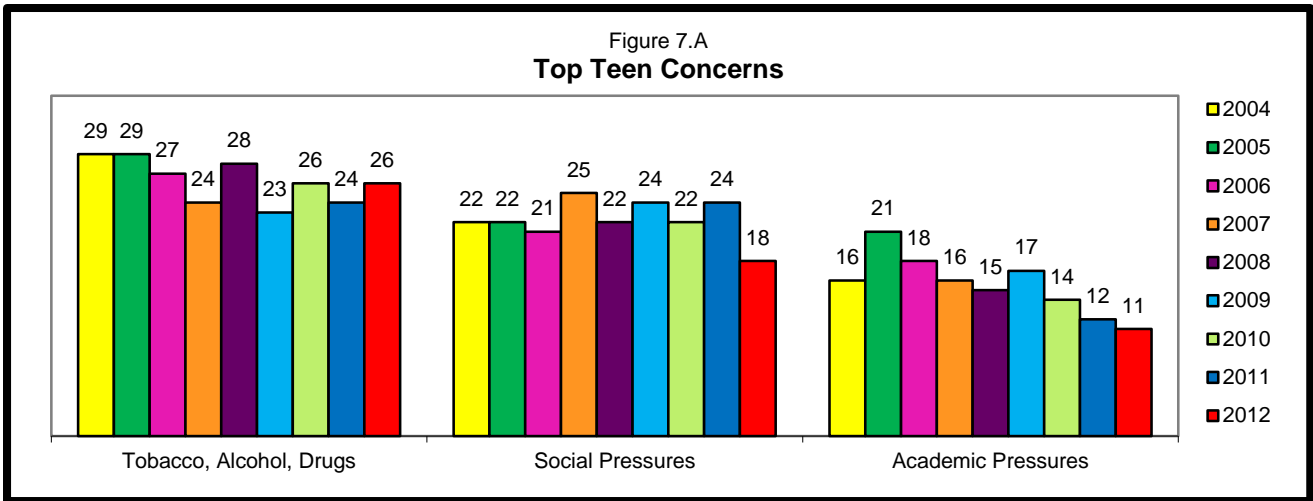
Half of teens (50 percent) at drug-infected schools say they know of a student who sells illegal drugs at their school.

# Chapter VII

## Other Notable Findings

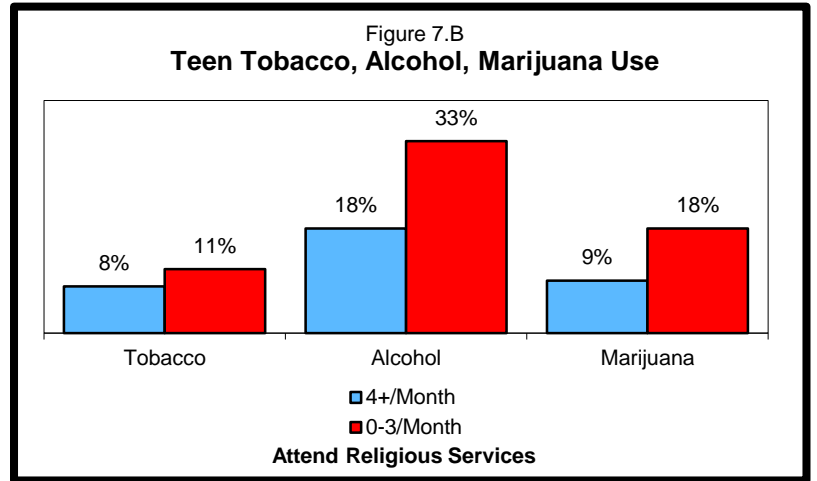
### Drugs Are Most Important Problem Facing Teens

Every year teens tell us that tobacco, alcohol and other drugs are the biggest problem facing teens their age. This year, 26 percent of teens surveyed say that alcohol, drugs and tobacco are the most important issue teens face, followed by social pressures and academic pressures. (Figure 7.A)



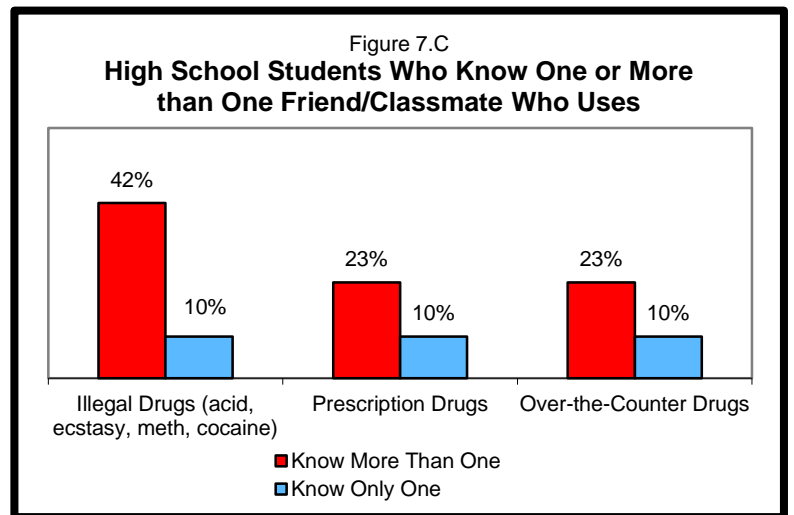
## Attending Religious Services

Teens who attend religious services at least four times a month are less likely to have used marijuana, alcohol or tobacco. (Figure 7.B)



## Illegal Drug Use More Common than Abuse of Prescription or Over-the-Counter Drugs

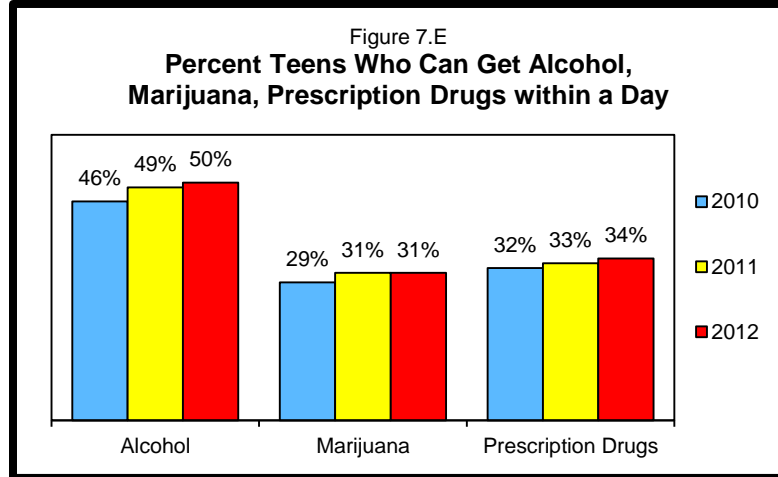
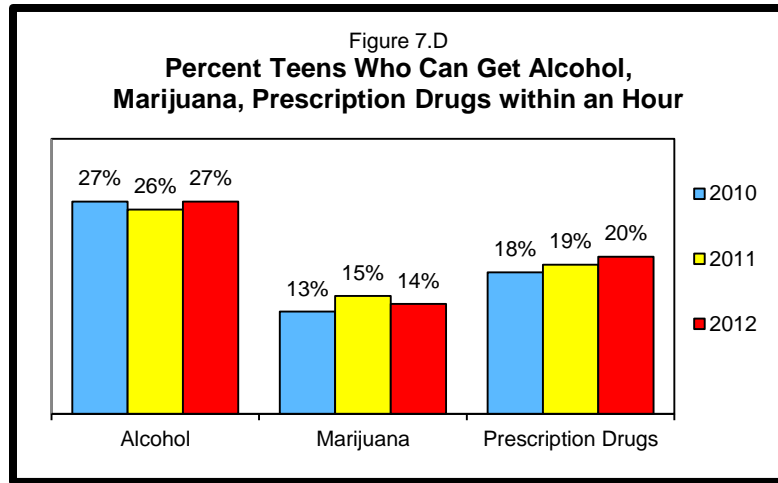
More high school students know at least one (or more than one) friend or classmate who uses illegal drugs than know at least one who abuses prescription or over-the-counter drugs. Thirty-three percent of high school students know one or more friends or classmates who abuse prescription or over-the-counter medicines--such as Robitussin, Sudafed, Nyquil, or cough and cold medicines--to get high, while more than half (52 percent) know one or more friends or classmates who have used illegal drugs like acid, ecstasy, meth, cocaine, or heroin.\* (Figure 7.C)



\* The question asked about “illegal drugs like acid, ecstasy, meth, cocaine, or heroin” and did not mention marijuana, but some teens may have included friends who use marijuana when answering the question.

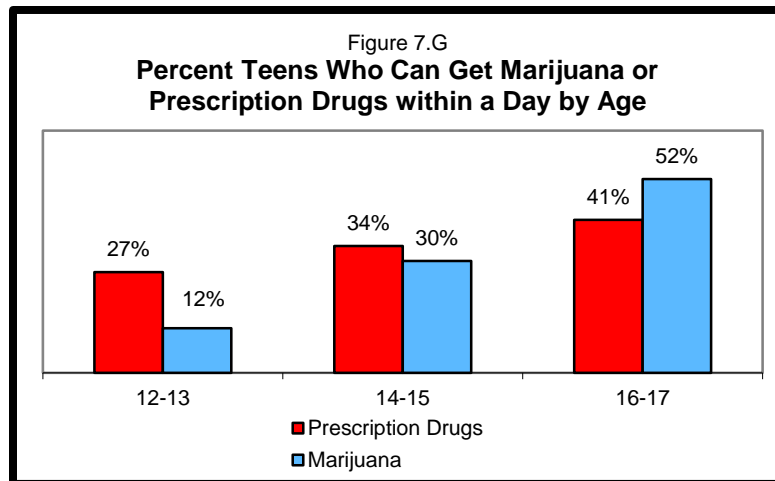
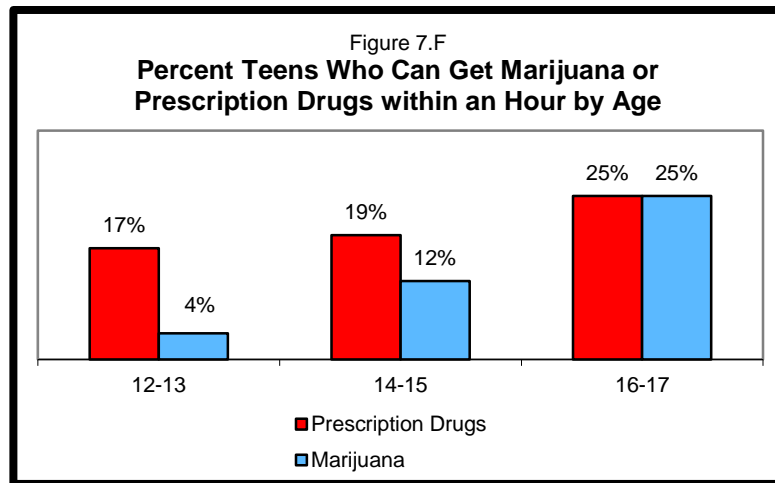
## Teen Access to Alcohol, Prescription Drugs and Marijuana

Teens have readier access to alcohol than prescription drugs or marijuana within an hour and within a day. (Figures 7.D, 7E)



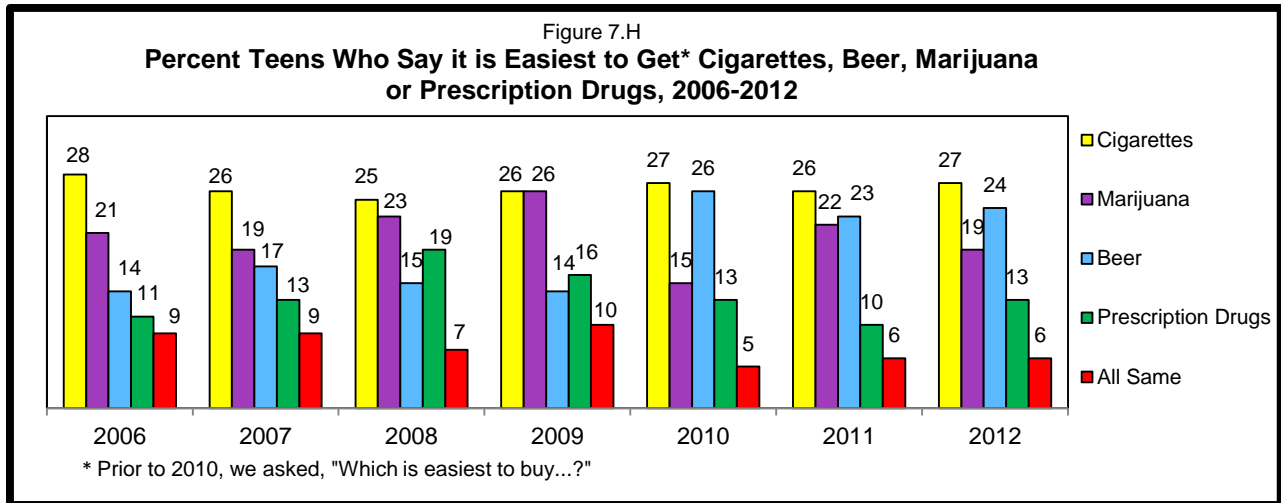
## Younger Teens Have Readier Access to Prescription Drugs than Marijuana

Younger teens (ages 12 to 13 and 14 to 15) are more likely to say that they can get prescription drugs in an hour, and within a day, compared to marijuana, while older teens (16- to 17) are more likely to be able to get to marijuana within a day. (Figures 7.F, 7.G)



## Beer and Cigarettes Are Easiest To Get

This year we asked teens, “Which is easiest to *get*: cigarettes, marijuana, beer or prescription drugs?” (prior to 2010, we asked, “Which is easiest to *buy*?”) Cigarettes remain at the top of the list, with 27 percent of teens saying cigarettes are easier to *get* than other drugs. Beer closely followed cigarettes as the easiest drug for teens to *get*. Marijuana is third, with 19 percent of teens reporting that it is easiest to *get* this year, compared to 22 percent last year. Compared to 2011, slightly more teens this year say prescription drugs are easier to *get* than other drugs (13 percent in 2012 vs. 10 percent in 2011). (Figure 7.H)



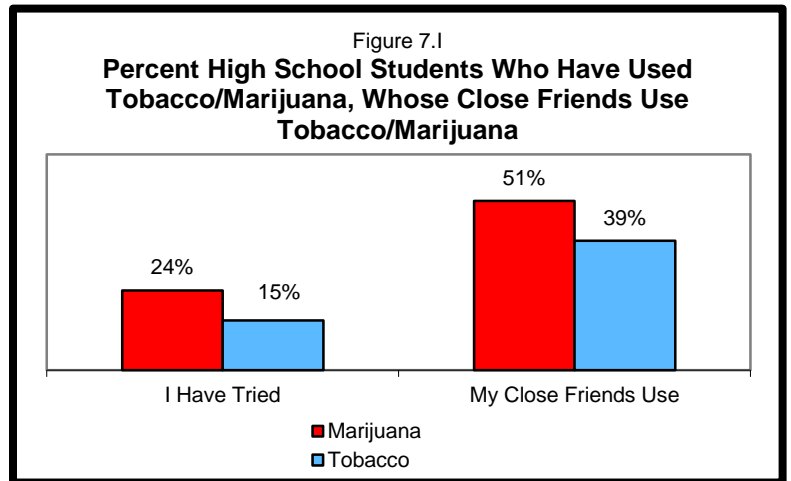
## Drinking to Have Fun

Teens say that the reasons teens drink are to have fun (41 percent), to fit in (29 percent), and to relieve stress or because they feel depressed, sad or lonely (22 percent).

## Drugs More Popular than Cigarettes among High School Students

High school students are more likely to use marijuana than to smoke cigarettes. High school students are (Figure 7.1):

- More likely to have tried marijuana than tobacco (24 percent vs. 15 percent); and
- More likely to say their close friends use marijuana than smoke cigarettes (51 percent vs. 39 percent).





# Appendix A

## Survey Methodology and Sample Performance

---

### **Survey Methodology**

#### *Overview*

The questionnaire for this survey was designed by the staffs of The National Center on Addiction and Substance Abuse at Columbia University (CASAColumbia™) and QEV Analytics, Ltd. (QEV), a public opinion research firm located in Washington, DC. QEV has extensive experience conducting surveys and other forms of qualitative and quantitative research with adolescents and adults. We have worked with QEV on this annual survey for the past 14 years. Questions and themes were pre-tested by conducting two focus groups in Stamford, Connecticut, at a commercial focus group facility. The first focus group consisted of current high school juniors and seniors (16- and 17-year olds). The second focus group consisted of recent high school graduates (18- to 20-year olds).

This survey was conducted by telephone, utilizing a random household selection procedure called random digit dialing (RDD), in which a pool of telephone numbers was assembled by a commercial survey sample vendor utilizing extensive information concerning telephone number assignments across the country. Telephone numbers in this initial pool represented all 48 continental states in proportion to their population. The sample frame did not intentionally include cell phone-only households.

The interviews are conducted by means of computer-assisted telephone interviewing (CATI) technology, in which a computer dials the number and the results are entered by the interviewer into the computer database contemporaneously with the interview. Households were qualified for participation in the survey by determining that a teen between the ages of 12 and 17 lived in the household

(see Appendix B for screening questions). At least eight call back attempts were made to each telephone number before the telephone number was rejected.

Once a household was qualified as the residence of an eligible teenager ages 12 to 17, permission for survey participation by the teen was sought from the teen’s parent or guardian. After permission was obtained, if the potential teen participant was available, the teen interview was conducted (see Appendix B for parent consent and teen assent scripts). If the potential teen participant was not available at the time of the initial contact with the parent or guardian, then a call back was scheduled for the teen interview. The surveys were conducted in English only. The scripts designed to qualify the household and solicit parental consent for the teen participation in this survey were available in English and Spanish. Though 2,356 households could not be qualified due to a language barrier, there is no evidence that any teen was unable to complete the interview in English.

In total, 1,003 12- to 17-year olds (493 males, 510 females) were interviewed between April 18 and May 17, 2012. The margin of sampling error for the teen survey is  $\pm 3.1$  percent at a 95 percent confidence level (unadjusted for weighting).

Table A.1 summarizes the number of calls necessary to achieve the completed sample of 1,003 interviews, and presents the results of all of QEV’s calls in attempt to conduct an interview. Utilizing the American Association for Public Opinion Research (AAPOR) Response Rate Calculator #3 ([www.aapor.org](http://www.aapor.org)), QEV achieved a response rate of 8.4 percent.

The data collection process for this survey was supervised by QEV Analytics, Ltd. of Washington, DC. The survey analysis was accomplished by Steven Wagner, President of QEV Analytics, Ltd.; this report was written by Emily Feinstein of CASAColumbia.

Table A.1  
**Survey Completion Rates for QEV Analytics**

<b>Results of Telephone Calls</b>	<b>Number</b>	<b>Percent</b>
Initial Pool of Random Telephone Numbers	<b>241,425</b>	
Other than Residential or Fax Number	480	
Fax Number	3,115	
Not in Service	1,592	
<b>Subtotal, Operational Residential Telephones</b>	<b>236,238</b>	
No Answer	50,099	
Busy (on final attempt)	5,182	
Answering Machine	75,188	
Language Barrier	2,356	
Other Terminations	0	
<b>Subtotal, Potential Respondents</b>	<b>103,413</b>	<b>100.0</b>
Arranged for Call Back, Unfulfilled	1,318	1.3%
Ineligible (no teen 12 to 17 in household)	45,954	44.4%
Refused to Provide Qualifying Information*	54,098	52.3%
Parental Permission Denied	179	0.2%
Mid-Interview Termination	680	0.7%
Teen Respondent Refusal	62	0.1%
Other Inabilities to Complete Interview	119	0.1%
<b>Completed Interviews</b>	<b>1,003</b>	<b>1.0%</b>

\* In this survey, we are seeking respondents representing a small subpopulation of all residents of the United States (roughly 8.2 percent). We would expect that 94,933 of 103,413 households dialed at random would not have a resident teenager 12- to 17-years of age. Therefore, we expect that most of the refusals to provide qualifying information were in fact ineligible households not willing to respond to the screening questions (roughly 45,894 of 54,098 or 85 percent).

## Sample Performance

A good way to assess the quality of the achieved survey samples is to compare the results obtained in the surveys with known characteristics of the target population; in this case, the national population of teenagers between 12 and 17 years of age. Our benchmark is the April 2012 Current Population Survey (CPS) conducted by the U.S. Census Bureau.

The reported survey results throughout this report are weighted, meaning the obtained results were mathematically adjusted to correct for deviations from the target population profile derived from the CPS.

Weighting was applied in a two-stage, iterative procedure, first to bring the achieved sample in line with the CPS for age and sex, then for race/and ethnicity and family structure (with three categories: two parent household, single mother-headed household, and all other arrangements). Because of the second iteration of weighting, the age by sex distribution may vary from the CPS targets (Table A.2).

What is observable from table A.2 is that the obtained sample was close to the demographic targets with a few exceptions: 12-year olds, particularly 12-year old females, were under-represented, and 15-year old females were over-represented. As a result, we have been cautious in analyses involving these cohorts (preferring to combine 12- and 13-year olds and 14- and 15-year olds). White, non-Hispanic teens were over-represented, and Hispanic teens significantly under-represented. Again, we need to be cautious about analyses based on ethnicity, but this year's report did not focus on this demographic.

The effect of this weighting on attitudinal and behavioral variables appears to be modest. To cite one example, the rate of admitted marijuana usage was 14.3 percent for the unweighted data, and 14.5 percent after weighting. Treating the codes of each variable as a continuous response (e.g., the responses "extremely upset/fairly upset/a little upset/not upset at all/no response"

are coded as 1-5), we took the average response weighted vs. unweighted and compared the difference in the weighted vs. unweighted variables to the original scale mean (e.g., for question 45, What kinds of drugs do they sell?, the weighted average response was 4.76, the unweighted average response was 6.20, the difference was -1.44, and the percent change was 23 percent.) Overall, the range of the effect was zero to 62 percent, with only 6 variables exceeding a 10 percent change, and the average effect of weighting was 2 percent, with a median of 0.3 percent.

Table A.2  
**QEV Analytics  
Teen Survey**

Characteristic	Unweighted Survey	Weighted Survey	CPS Estimates*
<b>Age and Sex</b>			
Male, 12-years old	6	9	9
Male, 13-years old	8	8	8
Male, 14-years old	9	8	8
Male, 15-years old	10	8	8
Male, 16-years old	11	9	10
Male, 17-years old	7	8	8
Female, 12-years old	5	10	8
Female, 13-years old	7	8	8
Female, 14-years old	9	8	8
Female, 15-years old	13	8	8
Female, 16-years old	10	9	9
Female, 17-years old	8	8	8
<b>Race and Ethnicity</b>			
White, not Hispanic	74	56	55
Hispanic, any race	8	22	22
Black, not Hispanic	9	14	14
Asian American	3	3	4
American Indian, Alaskan Native Only and Hawaiian/Pacific	1	1	1
Other/Mixed/No Response	5	5	3

\* CPS Estimates from April 2012 for persons ages 12 to 17.

## **Methodological Considerations**

### ***Parental Consent***

This survey project complied with the protection of human subjects in research protocols of the U.S. Department of Health and Human Services. The survey instrument and methodology were reviewed by CASAColumbia's Institutional Review Board (IRB), which required affirmative parental or guardian consent prior to attempting an interview with a teenage respondent.

While the explicit refusal rate of parents to provide consent after the household was deemed eligible, which occurred in 179 cases, seems modest, this represents the loss of 5.3 percent of otherwise eligible households, which could have an impact on the achieved sample. This may be a contributing factor to the understatement of substance use rates, and to the under-representation of racial and ethnic populations prior to our corrective steps of oversampling. Additionally, the fact of parental consent was known to some number of teen respondents and this knowledge could potentially affect responses.

### ***Pre-Qualification of Eligible Households in Telephone Survey***

In order to increase the efficiency of the interviewing process, some screening of households to determine eligibility (namely the presence of a resident teen in the target age range) occurred prior to the administration of the interview or consent protocols. Similarly, the interview may have been administered in a call subsequent to obtaining parental permission. These measures did not have a detectable effect on responses, but may have had an impact on the sample characteristics in ways we cannot detect.

### ***Interview Privacy***

Teen respondents were asked at the conclusion of the interview if their answers could be overheard by someone else in the room. Twenty-two percent of teens surveyed said they could be overheard. Teens who believed that

someone could overhear their responses were less likely to say that they have used marijuana (12 percent vs. 15 percent), tobacco (10 percent vs. 11 percent), and alcohol (19 percent vs. 27 percent), suggesting that the lack of interview privacy may modestly have discouraged teens from reporting negative behaviors.

### ***Interviewing Limited to Landline Households***

This survey does not intentionally contact prospective respondent households via mobile telephones. The reason for this is that the federal *Telephone Consumer Protection Act* (TCPA) prohibits the calling of a mobile phone using any automated telephone dialing system – a prohibition which precludes the use of the computer-assisted telephone interviewing (CATI) system utilized by our interviewers.

While an interview with a teen respondent may be completed via a mobile telephone as the result of a parent providing that telephone number while giving permission for the interview, this survey effectively excludes from participation teenagers who reside in households without a landline. The 2011 National Health Interview Survey (<http://www.cdc.gov/nchs/nhis>) estimates the percentage of households inaccessible by landline telephone (but accessible by mobile telephone) at 34 percent, up from 25 percent in 2009. The percentage of mobile-telephone-only households with resident children under 18 was 37 percent in 2011.

The Pew Research Center for the People & the Press has looked at the effect of “non-coverage bias” in public opinion research (see “Assessing the Cell Phone Challenge,” <http://pewresearch.org/pubs/1601/assessing-cell-phone-challenge-in-public-opinion-surveys>). According to Pew, some of the most significant differences between landline-only and landline-plus-mobile surveys involve a respondent age skew. This would not be a consideration in our research, since only households with a resident teen (12- to 17-years of age) are eligible for participation (Pew compared the results of 72 questions, 29 of which had statistically

significant differences between the two samples). But the possibility certainly exists that the exclusion of mobile-telephone-only households yields results which differ somewhat from the results we would have obtained had we included mobile-telephone-only households.

### ***Cross-Sectional Design***

Because this is a cross-sectional survey, the data cannot be used to establish causality or measure the direction of the relationships that are observed between pairs of variables in the report.

# Appendix B

## 2012 CASAColumbia Survey of Teenagers, 12- to 17-Years Old

### Weighted Frequencies\*

---

#### VERBAL PROTOCOL FOR THE RDD TEEN QUESTIONNAIRE

#### PARENT CONSENT

INTRODUCTION: Hello, my name is (\_\_\_\_\_) and I'm calling on behalf of QEV Analytics, a public opinion research firm. We are conducting a nationwide research project for The National Center on Addiction and Substance Abuse, a policy research center at Columbia University, about teen attitudes and the risks facing teens. We are looking for teenagers between 12 and 17 years old to participate in this survey. Is there someone between 12 and 17 living at your home?

[IF YES] Is the adult parent or guardian of this teen available?

[IF YES] May I speak with him or her please?

[IF NOT HOME OR AVAILABLE, ASK FOR TIME FOR CALL-BACK]

[IF NO] Thank you. [TERMINATE CALL]

[IF THE PERSON ON THE PHONE WAS NOT THE ADULT, AND THE ADULT THEN COMES TO THE PHONE, REPEAT INTRODUCTION, OTHERWISE CONTINUE AT \*\*]

INTRODUCTION: Hello, my name is (\_\_\_\_\_) and I'm calling on behalf of QEV Analytics, a public opinion research firm. \*\* We are conducting a nationwide research project for The National Center on Addiction and Substance Abuse, a policy research center at Columbia University, about teen attitudes and the risks facing teens. We are looking for teenagers between 12 and 17 years old to participate in this survey. This is not a sales call; I won't ask you or the teen to buy anything. No money will be offered to your teen. All responses are confidential. You or the teen may stop the interview at any time for any reason and may refuse to answer any question. The phone interview should take no longer than 20 minutes.

We will ask questions about the teen's living situation, their relationship with a parent, their activities at school and outside of school, teen sexual activity, their attitudes about tobacco use, alcohol use, and other drug use, and their experiences with tobacco, alcohol and marijuana.

Will you give us permission to talk over the phone with the teen in your house about these issues?

[IF NO TO PERMISSION] Thank you. [TERMINATE CALL]

[IF YES, TEEN CAN PARTICIPATE]

Thank you. I would like you to write down this number in case you have a question or a problem with this survey. Please call collect at 212-841-5218 and ask for Jane Carlson.

Is your teen available to speak with me now? [GO TO TEEN ASSENT]

[IF NO, TEEN NOT AVAILABLE NOW]

What would be a convenient time to call back to speak with [him/her]? [NOTE TIME FOR TEEN CALL BACK]

Thank you for your help.

---

## VERBAL PROTOCOL FOR THE RDD TEEN QUESTIONNAIRE

### TEEN ASSENT

INTRODUCTION: Hello, my name is (\_\_\_\_\_) and I'm calling on behalf of QEV Analytics, a public opinion research firm. This is not a sales call; I won't ask you to buy anything. We are conducting a nationwide research project for The National Center on Addiction and Substance Abuse, a policy research center at Columbia University, about teen attitudes and the risks facing teens. We are looking for teenagers between 12 and 17 years old to participate in this survey. Is there someone between 12 and 17 living at your home?

[IF YES] Is the adult parent or guardian of this teen available?

[IF YES] May I speak with him or her please?

[IF NOT HOME OR AVAILABLE, ASK FOR TIME FOR CALL-BACK]

[IF NO] Thank you. [TERMINATE CALL]

\*\* [ONCE ADULT CONSENT IS OBTAINED] Hello, my name is (\_\_\_\_\_) and I'm interviewing teenagers across the country for The National Center on Addiction and Substance Abuse, a policy research center at Columbia University, about what it's like to be a teenager in America today. This is not a sales call; I am not going to ask you to buy anything. No money will be offered to you. I just want to learn about some of your experiences and opinions on issues of importance to teenagers. Your answers are confidential. I don't have your name, and no one will ever know how you responded. This interview will take about 20 minutes, and there are no right or wrong answers to these questions. You may stop the interview at any time for any reason and may refuse to answer any question.

We will ask questions about your living situation, your relationship with a parent, your activities at school and outside of school, teen sexual activity, your attitudes about tobacco use, alcohol use, and other drug use, and your experiences with tobacco, alcohol and marijuana.

Are you willing to complete the survey?

[IF NO] Thank you. [TERMINATE CALL]

[IF YES]

I would like you to write down this number in case you have a question or a problem with this survey. Please call collect at 212-841-5218 and ask for Jane Carlson.



1. First, what is your age, please?
  - 18% 12
  - 16% 13
  - 15% 14
  - 16% 15
  - 18% 16
  - 16% 17
  
2. Do you currently attend school? [IF YES] What grade are you in? [IF NO] Are you being home schooled, or have you stopped going to school?
  - 13% 6
  - 14% 7
  - 15% 8
  - 16% 9
  - 16% 10
  - 16% 11
  - 6% 12
  - 0% Other
  - 3% Home schooled
  - \*% Stopped going to school
  - 0% Don't know/no response
  
3. Is your school a Middle, Intermediate or Junior High School, or is it a High School or Senior High School?  
[COMPOSITE, ASKED IF RESPONDENT IN GRADES 6-9]
  - 5% Middle/intermediate/junior high school
  - 38% High/senior high school
  - 53% Other/neither
  - 5% Don't know/no response
  - 0% Not asked
  
4. [IF ATTEND SCHOOL] What kind of school do you attend: is it public, private but not religious, Catholic, or religiously-affiliated but not Catholic?
  - 86% Public
  - 4% Private, not religiously affiliated
  - 4% Catholic
  - 2% Other religiously affiliated
  - 1% Don't know/no response
  - [4% Don't attend school /not asked]
  - 1% Don't know/no response

5. [SPLIT SAMPLE, VERSION 1]  
 [IF ATTEND SCHOOL] What kind of grades do you get in school? Just stop me when I read the right category...
- 2% Mostly D's and F's
  - 5% Mostly C's and D's
  - 3% Mostly C's
  - 20% Mostly B's and C's
  - 7% Mostly B's
  - 44% Mostly A's and B's
  - 19% Mostly A's
  - 1% Don't know/no response/not asked (not in school)

- [SPLIT SAMPLE, VERSION 2]  
 [IF ATTEND SCHOOL] What kind of grades do you get in school? Just stop me when I read the right category...
- 2% Mostly A's
  - 4% Mostly A's and B's
  - 2% Mostly B's
  - 20% Mostly B's and C's
  - 7% Mostly C's
  - 43% Mostly C's and D's
  - 22% Mostly D's and F's
  - 0% Don't know/no response/not asked (not in school)

6. Gender [BY OBSERVATION, ASK IF NECESSARY]
- 50% Male
  - 50% Female

7. Do you consider yourself to be mainly of Spanish, Hispanic, or Latino heritage, or not?
- 22% Yes
  - 77% No
  - 1% Don't know/no response

8. [IF NO] How would you describe your main race—are you mainly: white; African-American or black; Asian-American; Native American; or other?
- 56% White
  - 14% African-American or black
  - 3% Asian-American
  - 1% Native-American
  - 4% Other/mixed
  - \*% Don't know/no response
  - 22% Not asked [HISPANIC]

9. What is the most important problem facing people your age--that is, the thing which concerns you the most? [OPEN ENDED]
- Education
- 9% Doing well in school
  - 2% Getting into college
  - 2% The general lack of quality education

Drugs

- 20% Drugs
- 3% Alcohol
- 2% Tobacco

Moral Values

- 1% Declining moral standards/immorality
- 1% Lack of religion/spirituality
- \*% Television/movies/pop culture

Social Issues/Relations

- 8% Social pressures (popularity, "fitting-in")
- 3% Sexual issues (including teen pregnancy)
- 1% Getting along with parents [or parent or guardian]/other problems at home
- 1% Having a say/communications
- 4% Drama/friends
- 1% Dating/relationships

Violence

- 1% Crime and violence in school
- 1% Other crime and violence
- 1% Gangs

Economics

- 1% Jobs/economic opportunity
- 1% Lack of money
- \*% Economy (general)

Mental Wellbeing

- 12% Bullies/being bullied
- 1% Personal appearance/confidence
- 1% Depression/Suicide

Other

- 12% Other responses
- 11% Don't know/no response

10. Do you live with your biological mother? [IF NO] Do you live with a stepmother?

- 93% Biological mother
- 1% Stepmother
- 6% Neither
- \*% Don't know/no response

11. Do you live with your biological father? [IF NO] Do you live with a stepfather?

- 62% Biological father
- 7% Stepfather
- 30% Neither
- 1% Don't know/no response

10/11. [COMPOSITE]

- 59% Both biological parents
- 7% Biological mother/stepfather
- 26% Biological mother/no father
- 2% Biological father/no biological mother
- 5% No biological parent
- 1% Don't know/no response

12. [ASK IF LIVES WITH MOTHER/STEP-MOTHER] Would you describe your relationship with your [mother/stepmother] as excellent, very good, good, fair or poor?
- |     |                        |
|-----|------------------------|
| 42% | Excellent              |
| 28% | Very good              |
| 15% | Good                   |
| 7%  | Fair                   |
| 2%  | Poor                   |
| *%  | Don't know/no response |
| 6%  | Not asked              |
13. [ASK IF LIVES WITH FATHER/STEP-FATHER] Would you describe your relationship with your [father/stepfather] as excellent, very good, good, fair or poor?
- |     |                        |
|-----|------------------------|
| 28% | Excellent              |
| 21% | Very good              |
| 13% | Good                   |
| 4%  | Fair                   |
| 2%  | Poor                   |
| 1%  | Don't know/no response |
| 31% | Not asked              |
14. In a typical month, how often do you attend church or religious services? [RECORD ACTUAL RESPONSE]
- |     |                        |
|-----|------------------------|
| 25% | 0                      |
| 12% | 1                      |
| 11% | 2                      |
| 7%  | 3                      |
| 26% | 4                      |
| 14% | 5+                     |
| 4%  | Don't know/no response |
15. In a typical week, how often do you and your parents [or parent or guardian] eat dinner together? [RECORD ACTUAL RESPONSE]
- |     |                        |
|-----|------------------------|
| 7%  | 0                      |
| 7%  | 1                      |
| 7%  | 2                      |
| 10% | 3                      |
| 11% | 4                      |
| 12% | 5                      |
| 6%  | 6                      |
| 39% | 7                      |
| 1%  | Don't know/no response |

16. How much stress is there in your life? Think of a scale between 0 and 10, where 0 means you usually have no stress at all and 10 means you usually have a very great deal of stress, which number would you pick to indicate how much stress there is in your life? [RECORD ACTUAL RESPONSE]

4%	0
3%	1
7%	2
12%	3
13%	4
15%	5
16%	6
16%	7
8%	8
4%	9
3%	10
0%	Don't know/no response

17. What is the biggest source of stress for you? [RECORD ACTUAL RESPONSE]

56%	Academics/doing well in school
3%	Balancing school and other activities
2%	Bullying
4%	Drama/friends
13%	Family/home issues
2%	Social pressures (popularity/fitting in)
1%	Getting into college
1%	Money
2%	Sports
10%	Other
1%	None/nothing
5%	Don't know/no response

Next, I'm going to ask you some questions about your privacy at home.

18. How often do your parents go through your things:

4%	All of the time
12%	Pretty often
45%	Not that often, or
38%	Never
2%	Don't know/no response

19. Do your parents ever read the text messages on your cell phone? If you don't have a cell phone, please tell me that.

19%	Yes
63%	No
18%	No cell phone
0%	Don't know/no response

20. Do your parents ever read your personal emails?
- 10% Yes
  - 82% No
  - 7% No email access
  - \*% Don't know/no response
21. How often are you home alone in the evening (meaning, without adult supervision): more than once a week, about once a week, once or twice a month, less than once a month, or never?
- 26% More than once a week
  - 26% About once a week
  - 22% Once or twice a month
  - 9% Less than once a month
  - 17% Never
  - 1% Don't know/no response
22. How often are you left home alone overnight (meaning without adult supervision): more than once a week, about once a week, once or twice a month, less than once a month, or never?
- 3% More than once a week
  - 3% About once a week
  - 9% Once or twice a month
  - 14% Less than once a month
  - 71% Never
  - 1% Don't know/no response
23. How much do your parents know about what's really going on in your life: a great deal, a fair amount, very little, nothing at all?
- 34% A great deal
  - 49% A fair amount
  - 14% Very little
  - 2% Nothing at all
  - \*% Don't know/no response
24. Do you wish your parents knew more about what is really going on in your life?
- 26% Yes
  - 72% No
  - 3% Don't know/no response
25. [SKIP IF NO CELL PHONE IN Q19] When you go out at night or on weekends, do your parents ever call or text to check up on you? [IF YES] Does this happen frequently or not frequently?
- 11% No, doesn't happen
  - 26% Yes, happens infrequently
  - 62% Yes, happens frequently
  - 1% Don't know/ no response
  - [18% No cell phone /not asked]
26. Do you think your parents should check up on you more than they do?
- 11% Yes
  - 89% No
  - 1% Don't know/no response

27. How would your parent(s) react if they found out you smoked cigarettes: would they be extremely upset, fairly upset, a little upset, or not upset at all?
- 81% Extremely upset
  - 13% Fairly upset
  - 5% A little upset
  - 2% Not upset at all
  - \*% Don't know/no response
28. How would your parent(s) react if they found out you drank alcohol: would they be extremely upset, fairly upset, a little upset, or not upset at all?
- 72% Extremely upset
  - 19% Fairly upset
  - 7% A little upset
  - 1% Not upset at all
  - 1% Don't know/no response
29. How would your parent(s) react if they found out you smoked marijuana: would they be extremely upset, fairly upset, a little upset, or not upset at all?
- 87% Extremely upset
  - 7% Fairly upset
  - 4% A little upset
  - 1% Not upset at all
  - 1% Don't know/no response
30. Have you ever seen pictures on Facebook, MySpace or another social networking site of kids getting drunk, or passed out, or using drugs?
- 45% Yes
  - 55% No
  - \*% Don't know/no response
31. [IF YES] When you see pictures of kids getting drunk or getting high on drugs, does it generally seem to you that they are having a good time, or does it not?
- 47% Yes
  - 49% No
  - 4% Don't know/no response
  - [55% Has not seen such pictures/ not asked]
32. Do you think that seeing pictures on Facebook, MySpace or another social networking site of teens drinking encourages other teens to want to drink?
- 62% Yes
  - 33% No
  - 5% Don't know/no response
33. Do you think that seeing pictures on Facebook, MySpace or another social networking site of teens using marijuana encourages other teens to want to smoke marijuana?
- 62% Yes
  - 36% No
  - 3% Don't know/no response

34. Do you think that seeing pictures of kids partying with alcohol or marijuana encourages other teens to want to party like that?
- 75% Yes
  - 23% No
  - 1% Don't know/no response

Let's talk about your school for a moment, and just to be clear, when I mention drugs in the next question, I mean to include marijuana, and prescription drugs when they are used without a prescription to get high.

35. Is your school a drug-free school or is it not drug free, meaning some students keep drugs, use drugs or sell drugs on school grounds?
- 53% Drug free
  - 45% Not drug free
  - 3% Don't know/no response

36. What percentage of students at your school do you think smoke cigarettes? (PROMPT AS NECESSARY: none would be 0, all would be 100, and you can pick any number in between) [RECORD ACTUAL RESPONSE]
- 14% 0%
  - 21% 1%-5%
  - 14% 6%-10%
  - 36% 11%-50%
  - 10% 51%+
  - 5% Don't know/no response

37. What percentage of students at your school do you think drink alcohol? (PROMPT AS NECESSARY: none would be 0, all would be 100, and you can pick any number in between) [RECORD ACTUAL RESPONSE]
- 16% 0%
  - 13% 1%-5%
  - 9% 6%-10%
  - 34% 11%-50%
  - 22% 51%+
  - 5% Don't know/no response

38. What percentage of students at your school do you think use drugs, and I mean this to include marijuana and the abuse of prescription drugs? (PROMPT AS NECESSARY: none would be 0, all would be 100, and you can pick any number in between) [RECORD ACTUAL RESPONSE]
- 17% 0%
  - 17% 1%-5%
  - 11% 6%-10%
  - 33% 11%-50%
  - 18% 51%+
  - 4% Don't know/no response



39. What percentage of students at your school smoke, drink or use drugs during the school day?  
(PROMPT AS NECESSARY: none would be 0, all would be 100, and you can pick any number in between) [RECORD ACTUAL RESPONSE]
- 36% 0%
  - 23% 1%-5%
  - 12% 6%-10%
  - 21% 11%-50%
  - 3% 51%+
  - 7% Don't know/no response
40. How easy is it for students to smoke, drink or use drugs during the school day without getting caught: is it very easy, fairly easy, fairly hard, or very hard?
- 6% Very easy
  - 22% Fairly easy
  - 29% Fairly hard
  - 41% Very hard
  - 3% Don't know/no response
41. Is there a place on school grounds or near the school where students go to smoke, drink, or use drugs during the school day?
- 36% Yes
  - 55% No
  - 10% Don't know/no response
42. Are there security guards or police assigned to your school full-time?
- 57% Yes
  - 41% No
  - 2% Don't know/no response
43. [IF YES] As far as you can tell, how effective are they at preventing students from keeping, using, or selling drugs at school?
- 34% Very effective
  - 35% Fairly effective
  - 23% Not too effective
  - 7% Not effective at all
  - 1% Don't know/no response
  - [43% No security guards/ not asked]
44. Are there any students at your school whom you know sell illegal drugs while at school?  
Remember, illegal drugs include things like marijuana and prescription drugs.
- 31% Yes
  - 66% No
  - 4% Don't know/no response

45. [IF YES] What kind of drugs do they sell? [OPEN ENDED, PRECODED. RECORD UP TO THREE RESPONSES]
- 91% Marijuana
  - 22% Prescription drugs (any kind)
  - 9% Cocaine
  - 4% LSD/acid
  - 1% Mushrooms
  - 1% Heroin
  - 1% Meth (amphetamines)
  - 7% Ecstasy
  - 1% Alcohol
  - 7% Cigarettes
  - 10% Other
  - 4% Don't know/no response
  - [70% Not asked]
46. If a student was caught smoking cigarettes at school, would there be any serious punishment, or would the student probably get off without serious punishment?
- 88% Serious punishment
  - 11% Get off without serious punishment
  - 2% Don't know/no response
47. If a student was caught drinking alcohol at school, would there be any serious punishment, or would the student probably get off without serious punishment?
- 94% Serious punishment
  - 4% Get off without serious punishment
  - 1% Don't know/no response
48. If a student was caught smoking marijuana at school, would there be any serious punishment, or would the student probably get off without serious punishment?
- 96% Serious punishment
  - 3% Get off without serious punishment
  - 1% Don't know/no response
49. If a student at your school had a problem with using alcohol or drugs, would your school offer the student any help (such as offer counseling or treatment) or would the school not offer help?
- 81% School would offer help
  - 12% School would not offer help
  - 7% Don't know/no response
50. Do you think it is okay for someone your age to smoke cigarettes, or do you not think so?
- 5% Yes
  - 94% No
  - 1% Don't know/no response
51. Do you think it is okay for someone your age to get drunk, or do you not think so?
- 8% Yes
  - 91% No
  - 1% Don't know/no response

52. Do you think that it is okay for someone your age to smoke marijuana, or do you not think so?  
 8% Yes  
 91% No  
 1% Don't know/no response
53. Do you know a friend or classmate who has used illegal drugs like acid, ecstasy, meth,<sup>†</sup> cocaine, or heroin? [IF YES] Do you know more than one person who has used drugs like acid, ecstasy, meth, cocaine, or heroin?  
 10% Yes, know one  
 28% Yes, know more than one  
 60% Do not know anyone who has used these drugs  
 1% Don't know/no response
54. Do you know a friend or classmate who uses over-the-counter medicines to get high – medicines such as Robitussin, Sudafed, Nyquil, or cough and cold medicines containing Coricidin? [IF YES] Do you know more than one person who uses over-the-counter medicines to get high?  
 8% Yes, know one  
 14% Yes, know more than one  
 76% Do not know anyone who has used these drugs  
 2% Don't know/no response
55. Do you know a friend or classmate who uses prescription drugs without a prescription to get high, such as Oxycontin, Vicodin, Xanax<sup>‡</sup> or Ritalin? [IF YES] Do you know more than one person who uses prescription drugs to get high?  
 6% Yes, know one  
 14% Yes, know more than one  
 78% Do not know anyone who uses prescription drugs  
 2% Don't know/no response
56. Which is easiest for someone your age to get:<sup>§</sup> cigarettes, beer, marijuana, or prescription drugs without a prescription, drugs such as Oxycontin, Vicodin, Xanax or Ritalin?  
 27% Cigarettes  
 24% Beer  
 19% Marijuana  
 13% Prescription drugs  
 6% The same  
 11% Don't know/no response

---

<sup>†</sup> Ecstasy and meth were added to the description of illegal drugs in 2010.

<sup>‡</sup> Xanax was added to the description of prescription drugs in 2010.

<sup>§</sup> The question was changed from, “Which is easiest for someone your age to *buy*” to “Which is easiest for someone your age to *get*” in 2010.

Just a few more questions and then we'll be done. I want to remind you that your answers are completely confidential and no one will know what you have told me.

57. Thinking now about your own close circle of friends, how many of them currently drink beer or other alcoholic drinks pretty regularly, like most weekends--none of them, less than half, about half, more than half, or all of them?

- 59% None
- 24% Less than half
- 9% Half
- 6% More than half
- 2% All of them
- 1% Don't know/no response

58. What do you think is the main reason kids your age drink alcohol? Is it:

- 14% To relieve stress
- 8% Because they feel depressed, sad or lonely
- 41% Just to have fun
- 29% To fit in
- 4% To be less inhibited, or to hook up or have sex
- 3% Don't know/no response

59. Have you ever in your life had a drink of beer, wine or other alcoholic beverage? By drink I mean a whole glass or can, not just a sip or two.

- 26% Yes
- 74% No
- 0% Don't know/no response

60. [IF YES] During the past 30 days, on how many days did you have at least one drink of alcohol?  
[RECORD ACTUAL RESPONSE]

- 57% 0 days
- 13% 1 day
- 11% 2 days
- 14% 3+ days
- 4% Don't know/no response
- [74% Never tried alcohol/ not asked]

61. Thinking now about your own close circle of friends, how many of them regularly smoke cigarettes--none of them, less than half, about half, more than half, or all of them?

- 71% None
- 22% Less than half
- 3% Half
- 2% More than half
- \*% All of them
- 1% Don't know/no response

62. Have you ever in your life smoked or chewed tobacco?

- 10% Yes
- 90% No

63. [IF EVER TRIED TOBACCO] During the past 30 days, on how many days did you smoke or chew tobacco? [RECORD ACTUAL RESPONSE]
- 55% 0 days
  - 16% 1 day
  - 6% 2 days
  - 23% 3+ days
  - 0% Don't know/no response
  - [90% Never tried tobacco/ not asked]
64. Thinking again about your own close circle of friends, how many of them currently use marijuana-- none of them, less than half, about half, more than half, or all of them?
- 65% None
  - 20% Less than half
  - 6% Half
  - 7% More than half
  - 2% All of them
  - 1% Don't know/no response
65. If you wanted to get cigarettes right now, how long would it take you to get them: an hour or less, a few hours, within a day, within a week, longer than a week, or would you be unable to get them?
- 25% An hour or less
  - 7% A few hours
  - 12% Within a day
  - 10% Within a week
  - 4% Longer than a week
  - 36% Would be unable to get
  - 6% Don't know/no response
66. If you wanted to get alcohol right now, how long would it take you to get it: an hour or less, a few hours, within a day, within a week, longer than a week, or would you be unable to get it?
- 27% An hour or less
  - 13% A few hours
  - 10% Within a day
  - 10% Within a week
  - 5% Longer than a week
  - 31% Would be unable to get
  - 5% Don't know/no response
67. If you wanted to get\*\* marijuana right now, how long would it take you to get it: an hour or less, a few hours, within a day, within a week, longer than a week, or would you be unable to get it?
- 14% An hour or less
  - 8% A few hours
  - 9% Within a day
  - 12% Within a week
  - 6% Longer than a week
  - 45% Would be unable to get
  - 6% Don't know/no response

---

\*\* This question was changed from, "If you wanted to *buy* marijuana" to "If you wanted to *get* marijuana" in 2010.

68. If you wanted to get prescription drugs right now in order to get high, how long would it take you to get them: an hour or less, a few hours, within a day, within a week, longer than a week, or would you be unable to get them?
- 20% An hour or less
  - 8% A few hours
  - 6% Within a day
  - 11% Within a week
  - 8% Longer than a week
  - 40% Would be unable to get
  - 7% Don't know/no response
69. Have you ever in your life used marijuana?
- 15% Yes
  - 85% Never tried it
  - \*% Don't know/no response
70. How likely is it that you will try drugs in the future? Is it:
- 3% Very likely
  - 7% Somewhat likely
  - 27% Not very likely
  - 62% Never happen
  - 1% Don't know/no response
71. One final question: as you were speaking with me, was there someone there with you who could overhear your answers?
- 22% Yes
  - 78% No
  - 1% Don't know/no response

That's the last of my questions. Thank you very much for your answers and for your time. Good-bye.

---

\*% = less than one-half percent